



## ***SOUTH FEATHER WATER & POWER***

---

**TO:** Board of Directors

**FROM:** Jennifer Slinkard, Finance Division Manager

**DATE:** February 21, 2006

**RE:** General Information (regarding matters not scheduled on the agenda)  
02/28/06 Board of Directors Meeting

### **South Fork Relicensing Consulting Services**

Devine, Tarbell and Associates, Inc. (DTA), consultant for the South Feather Project relicensing submitted its Monthly Activity Report for the period of January 1, 2006 through January 29, 2006 in the amount of \$66,592.95. The January invoice will be paid by March 3, 2006.

### **Janitorial Service**

We have modified our janitorial service schedule in order to reduce expenses. We have decided to have the Headquarters Office and Water Division Shop cleaned three times per week instead of five. This will reduce Water Division janitorial expenses from \$1,080 per month to \$860.

### **Woodleaf Generation Enhancement**

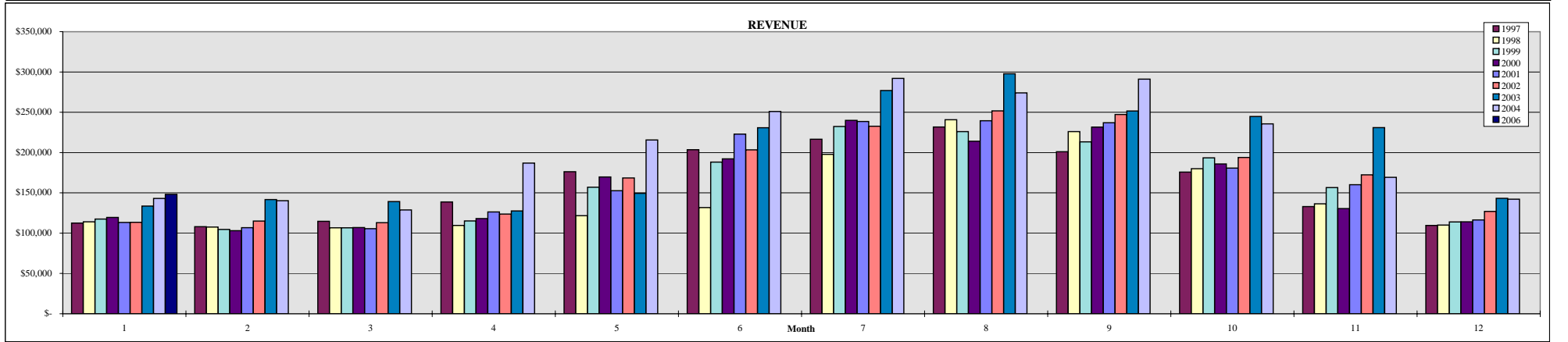
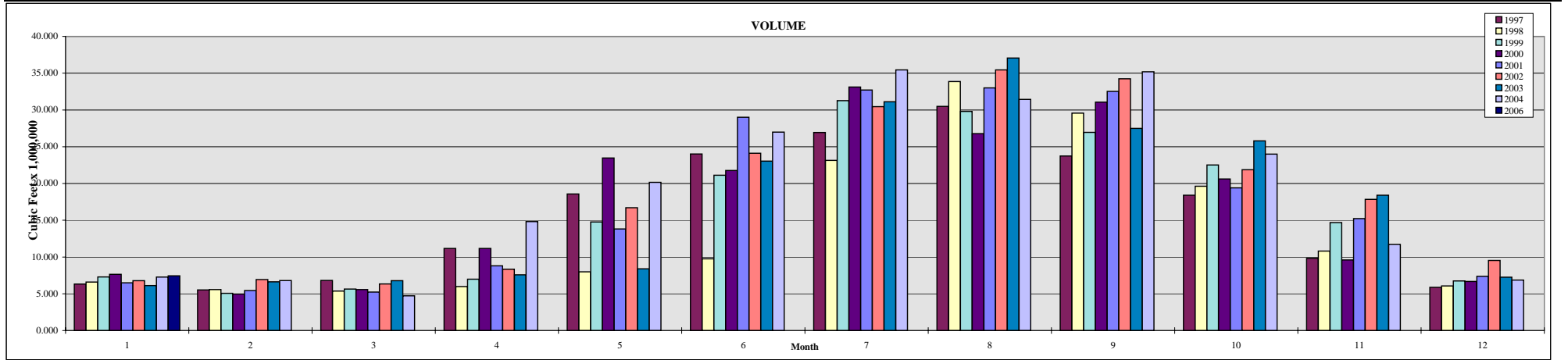
Unusually high fourth-quarter revenue was earned from the tailwater depression (TWD) system at the Woodleaf Powerhouse. The TWD system was responsible for a total of 749,737 KWH during the fourth quarter of 2005, earning the Water Division an additional \$44,581.54 in revenue for that period.

### **Office Move**

We successfully moved all office personnel to the new building on February 13<sup>th</sup> and 14<sup>th</sup>. The entire office staff worked very hard packing, moving and unpacking. We have not finished unpacking everything that we brought to the new building, however we are fully functional in the new area. The Water Division distribution staff was an enormous help in moving all of our furniture and boxes. Thank you to Bob, Eddie, Tyler, Chuck, Jeff, Rick and Gary for helping to make the move go so smoothly.

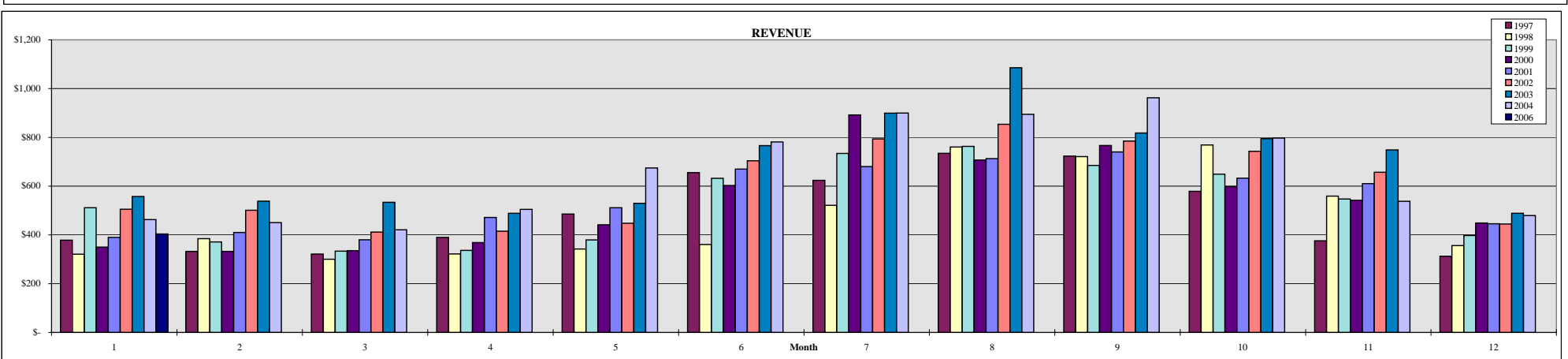
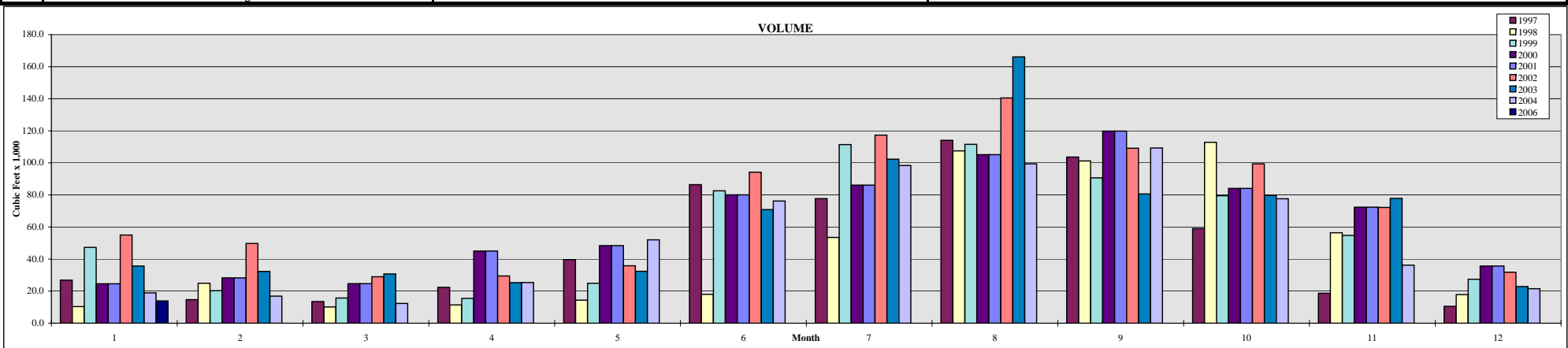
**MINERS RANCH TREATMENT PLANT CONSUMPTION: 1997 - 2005**

Month	Customers (Active)											Volume (x 1,000,000 cf)								Revenue											
	1997	1998	1999	2000	2001	2002	2003	2004	2005	2006	1997	1998	1999	2000	2001	2002	2003	2004	2005	2006	1997	1998	1999	2000	2001	2002	2003	2004	2005	2006	
	1	5,970	5,892	6,038	6,061	6,113	6,173	6,313	6,429	6,474	6,573	6,328	6,591	7,295	7,639	6,487	6,775	6,122	7,271	7,554	7,448	\$ 112,556	\$ 114,155	\$ 117,445	\$ 119,450	\$ 113,241	\$ 113,477	\$ 133,641	\$ 143,027	\$ 145,277	\$ 148,137
2	5,970	5,989	6,023	6,052	6,120	6,176	6,339	6,420	6,471		5,515	5,569	5,070	4,955	5,431	6,936	6,628	6,796	6,691		\$ 108,066	\$ 107,507	\$ 104,657	\$ 103,050	\$ 106,726	\$ 115,056	\$ 141,679	\$ 140,355	\$ 140,867		
3	5,967	5,996	6,018	6,099	6,112	6,185	6,352	6,418	6,491		6,819	5,364	5,643	5,566	5,228	6,334	6,774	4,730	6,973		\$ 114,730	\$ 106,584	\$ 106,598	\$ 107,018	\$ 105,612	\$ 113,010	\$ 139,244	\$ 128,788	\$ 143,055		
4	5,968	5,995	6,035	6,065	6,123	6,195	6,351	6,431	6,504		11,161	5,974	6,981	11,165	8,803	8,342	7,575	14,813	8,602		\$ 138,796	\$ 109,558	\$ 115,190	\$ 118,114	\$ 126,323	\$ 123,744	\$ 127,524	\$ 186,929	\$ 152,140		
5	5,983	6,001	6,050	6,080	6,122	6,193	6,350	6,425	6,521		18,576	7,992	14,773	23,474	13,808	16,710	8,391	20,148	9,999		\$ 176,184	\$ 121,684	\$ 156,999	\$ 169,787	\$ 152,637	\$ 168,473	\$ 149,448	\$ 215,567	\$ 161,093		
6	5,987	6,003	6,062	6,079	6,138	6,185	6,362	6,430	6,523		24,010	9,754	21,119	21,765	29,002	24,116	23,040	26,978	20,752		\$ 203,567	\$ 131,788	\$ 188,176	\$ 192,266	\$ 222,846	\$ 203,323	\$ 230,840	\$ 250,942	\$ 221,634		
7	6,001	6,019	6,067	6,090	6,146	6,212	6,372	6,447	6,523		26,938	23,137	31,259	33,114	32,707	30,445	31,117	35,443	25,326		\$ 216,473	\$ 197,732	\$ 232,307	\$ 239,881	\$ 238,548	\$ 232,671	\$ 277,024	\$ 292,074	\$ 246,343		
8	6,002	6,036	6,063	6,103	6,148	6,222	6,403	6,451	6,536		30,486	33,858	29,800	26,787	33,005	35,448	37,053	31,434	34,428		\$ 231,757	\$ 240,693	\$ 225,949	\$ 214,049	\$ 239,424	\$ 251,741	\$ 297,688	\$ 273,996	\$ 286,438		
9	6,004	6,042	6,059	6,114	6,152	6,251	6,396	6,463	6,536		23,736	29,575	26,951	31,057	32,518	34,240	27,494	35,193	33,775		\$ 201,009	\$ 225,969	\$ 213,264	\$ 231,555	\$ 236,950	\$ 247,204	\$ 251,588	\$ 291,115	\$ 288,492		
10	5,998	6,036	6,061	6,120	6,156	6,257	6,407	6,463	6,543		18,402	19,618	22,506	20,615	19,410	21,874	25,796	23,999	22,126		\$ 175,703	\$ 179,970	\$ 193,395	\$ 185,800	\$ 180,771	\$ 193,918	\$ 244,822	\$ 235,668	\$ 229,208		
11	5,987	6,041	6,060	6,125	6,162	6,244	6,406	6,460	6,558		9,814	10,814	14,678	9,599	15,217	17,848	18,403	11,714	14,193		\$ 132,952	\$ 136,419	\$ 156,601	\$ 130,495	\$ 160,144	\$ 172,334	\$ 230,893	\$ 169,262	\$ 183,401		
12	5,981	6,045	6,059	6,123	6,174	6,241	6,404	6,477	6,565		5,872	6,073	6,745	6,673	7,380	9,536	7,259	6,858	7,959		\$ 109,560	\$ 110,076	\$ 113,990	\$ 114,130	\$ 116,335	\$ 126,989	\$ 143,185	\$ 142,156	\$ 151,576		
	5,985	6,008	6,050	6,093	6,139	6,211	6,371	6,443	6,520	6,573	187,657	164,318	192,823	202,410	208,996	218,603	205,651	225,378	198,380	7,448	\$ 1,921,354	\$ 1,782,134	\$ 1,924,573	\$ 1,925,595	\$ 1,999,557	\$ 2,061,941	\$ 2,367,575	\$ 2,469,879	\$ 2,349,523	\$ 148,137	
	Averages										Totals								Totals												



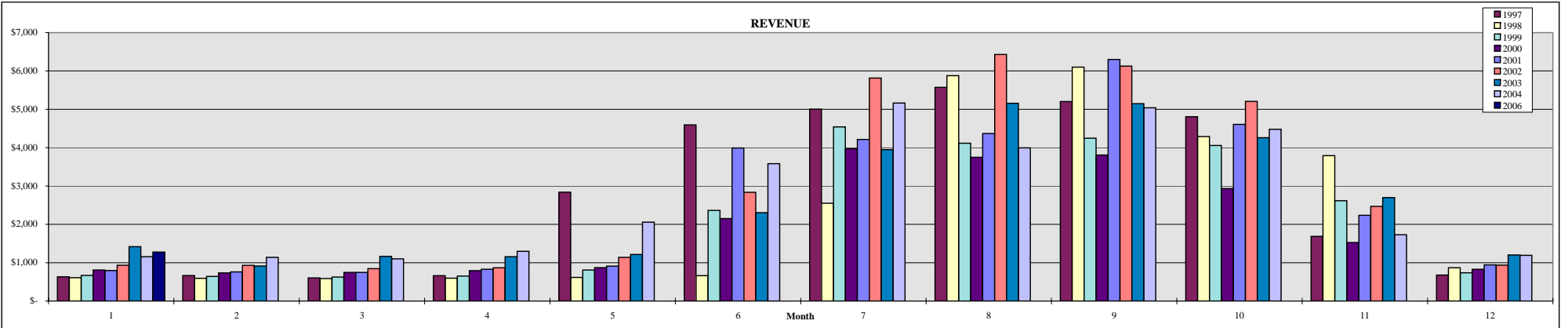
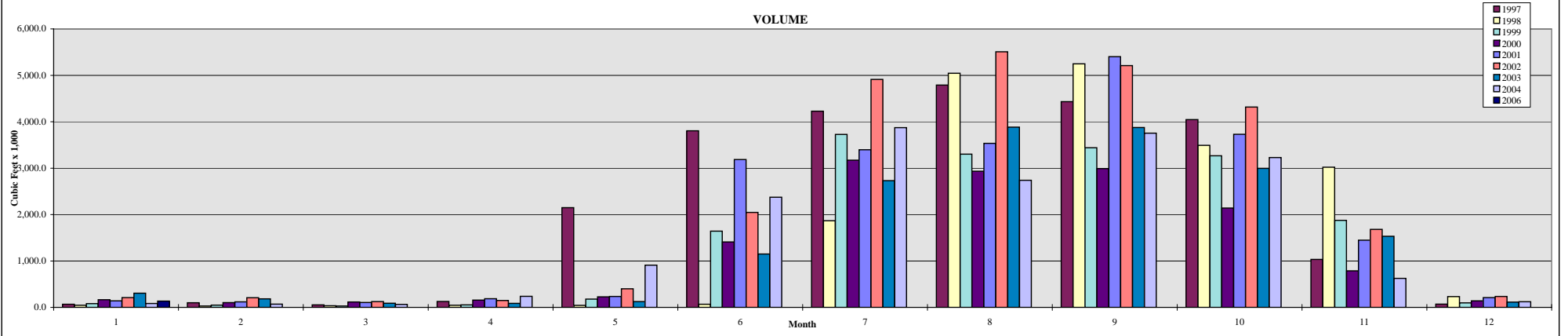
**BANGOR TREATMENT PLANT CONSUMPTION: 1997 - 2005**

Month	Customers (Active)										Volume (x 1,000 cf)										Revenue									
	1997	1998	1999	2000	2001	2002	2003	2004	2005	2006	1997	1998	1999	2000	2001	2002	2003	2004	2005	2006	1997	1998	1999	2000	2001	2002	2003	2004	2005	2006
1	20	20	19	18	18	19	22	22	22	24	26.9	10.4	47.3	24.6	24.6	55.0	35.7	18.9	17.0	13.9	\$ 378	\$ 321	\$ 511	\$ 350	\$ 390	\$ 505	\$ 558	\$ 463	\$ 451	\$ 404
2	20	20	18	18	18	19	22	22	22		14.7	24.9	20.3	28.3	28.3	49.7	32.3	16.9	23.0		\$ 332	\$ 385	\$ 371	\$ 333	\$ 410	\$ 501	\$ 538	\$ 450	\$ 489	
3	20	20	18	18	18	19	23	22	24		13.5	10.1	15.7	24.7	24.7	29.0	30.7	12.3	16.6		\$ 322	\$ 300	\$ 334	\$ 336	\$ 380	\$ 412	\$ 533	\$ 421	\$ 468	
4	21	19	19	17	18	19	23	22	23		22.4	11.4	15.5	45.0	45.0	29.5	25.3	25.4	21.2		\$ 390	\$ 322	\$ 336	\$ 368	\$ 472	\$ 415	\$ 489	\$ 505	\$ 483	
5	21	19	19	17	18	19	22	22	23		39.7	14.4	24.9	48.4	48.4	35.8	32.4	52.0	19.9		\$ 485	\$ 342	\$ 380	\$ 442	\$ 512	\$ 448	\$ 530	\$ 675	\$ 474	
6	20	19	19	18	18	19	21	22	23		86.4	18.0	82.6	80.1	80.1	94.2	70.9	76.2	54.3		\$ 656	\$ 361	\$ 632	\$ 602	\$ 670	\$ 704	\$ 766	\$ 781	\$ 688	
7	19	20	19	18	18	19	21	22	24		77.7	53.5	111.4	86.1	86.1	117.3	102.3	98.4	61.3		\$ 624	\$ 521	\$ 734	\$ 892	\$ 680	\$ 794	\$ 899	\$ 900	\$ 712	
8	19	20	18	18	18	19	21	22	24		114.1	107.5	111.6	105.1	105.1	140.5	166.1	99.4	94.5		\$ 734	\$ 761	\$ 763	\$ 707	\$ 713	\$ 854	\$ 895	\$ 858	\$ 858	
9	19	19	18	18	18	21	21	22	23		103.6	101.2	90.7	119.8	119.8	109.1	80.6	109.3	99.2		\$ 723	\$ 721	\$ 685	\$ 767	\$ 740	\$ 785	\$ 818	\$ 962	\$ 867	
10	20	20	18	18	18	20	22	22	23		59.0	112.8	79.5	84.1	84.1	99.4	79.7	77.6	67.2		\$ 579	\$ 769	\$ 649	\$ 598	\$ 633	\$ 743	\$ 795	\$ 797	\$ 723	
11	20	19	18	18	18	19	22	22	23		18.7	56.4	54.8	72.4	72.4	72.2	77.9	36.2	37.0		\$ 376	\$ 559	\$ 547	\$ 542	\$ 610	\$ 657	\$ 749	\$ 538	\$ 559	
12	20	19	18	18	18	21	22	22	23		10.5	17.8	27.4	35.7	35.7	31.8	22.9	21.5	20.7		\$ 313	\$ 356	\$ 397	\$ 449	\$ 446	\$ 445	\$ 489	\$ 480	\$ 456	
	20	20	19	18	18	22	22	23	24		587.2	538.4	681.7	754.3	754.3	863.5	756.8	644.1	531.9	13.9	\$ 5,912	\$ 5,719	\$ 6,340	\$ 6,385	\$ 6,655	\$ 7,261	\$ 8,249	\$ 7,866	\$ 7,229	\$ 404
	Averages										Totals										Totals									



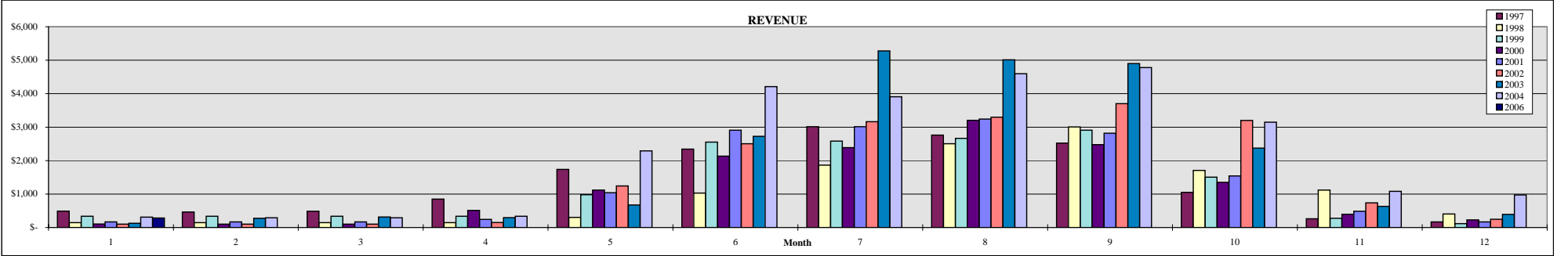
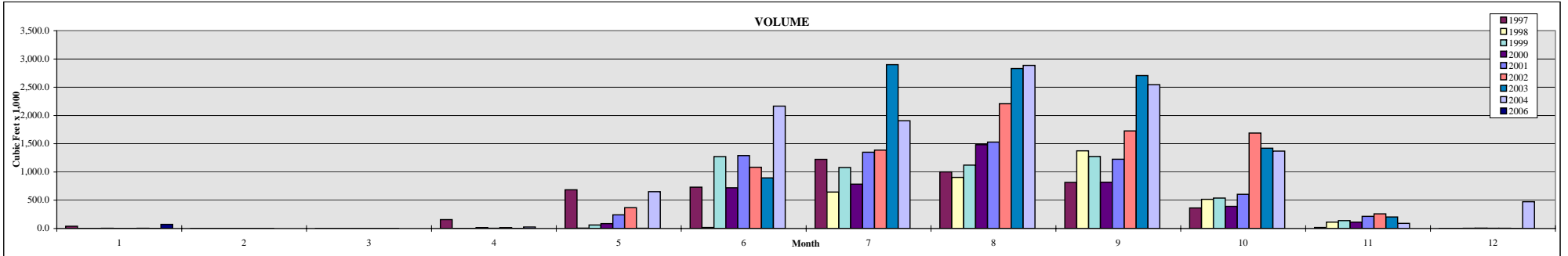
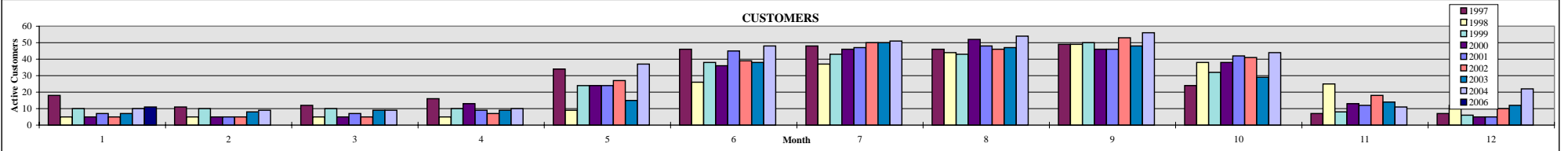
**COMMUNITY LINE WATER CONSUMPTION: 1997 - 2005**

Month	Customers (Active)											Volume (x 1,000 cf)								Revenue										
	1997	1998	1999	2000	2001	2002	2003	2004	2005	2006	1997	1998	1999	2000	2001	2002	2003	2004	2005	2006	1997	1998	1999	2000	2001	2002	2003	2004	2005	2006
1	51	51	53	58	59	65	63	61	60	65	68.3	46.5	80.4	165.7	141.7	211.6	305.8	84.9	89.8	136.5	\$ 631	\$ 609	\$ 668	\$ 809	\$ 794	\$ 933	\$ 1,417	\$ 1,155	\$ 1,142	\$ 1,278
2	51	51	54	57	58	65	59	61	59		100.8	29.9	49.5	101.9	119.0	209.2	183.8	70.9	74.9		\$ 665	\$ 592	\$ 641	\$ 732	\$ 761	\$ 930	\$ 913	\$ 1,141	\$ 1,110	
3	50	50	54	57	58	65	62	59	59		52.8	34.2	29.0	116.4	105.4	125.7	89.9	65.3	68.3		\$ 603	\$ 585	\$ 624	\$ 747	\$ 747	\$ 844	\$ 1,166	\$ 1,100	\$ 1,103	
4	52	50	54	58	58	65	61	60	59		126.5	44.7	54.6	158.0	186.3	150.0	85.9	238.9	179.2		\$ 662	\$ 596	\$ 650	\$ 793	\$ 830	\$ 868	\$ 1,154	\$ 1,296	\$ 1,217	
5	58	52	57	58	63	66	62	64	62		2,147.8	44.6	177.5	227.0	236.7	399.7	125.1	908.6	189.2		\$ 2,838	\$ 616	\$ 810	\$ 872	\$ 911	\$ 1,138	\$ 1,214	\$ 2,056	\$ 1,280	
6	59	53	61	63	65	67	64	65	64		3,805.1	67.6	1,644.0	1,410.4	3,185.5	2,045.4	1,151.2	2,372.5	515.6		\$ 4,593	\$ 663	\$ 2,364	\$ 2,152	\$ 3,990	\$ 2,836	\$ 2,306	\$ 3,581	\$ 1,651	
7	58	59	64	66	65	69	65	67	64		4,228.5	1,867.8	3,726.3	3,171.5	3,395.3	4,911.0	2,729.9	3,873.0	1,652.2		\$ 5,002	\$ 2,550	\$ 4,542	\$ 3,972	\$ 4,212	\$ 5,815	\$ 3,949	\$ 5,162	\$ 2,822	
8	58	62	65	66	66	69	66	67	67		4,789.2	5,044.3	3,302.3	2,934.2	3,534.6	5,507.4	3,884.0	2,738.5	3,957.9		\$ 5,571	\$ 5,878	\$ 4,116	\$ 3,748	\$ 4,367	\$ 6,432	\$ 5,156	\$ 3,993	\$ 5,239	
9	58	63	64	66	67	69	66	67	67		4,432.7	5,248.8	3,438.5	2,991.5	5,401.0	5,209.8	3,874.6	3,752.9	3,300.4		\$ 5,204	\$ 6,099	\$ 4,246	\$ 3,807	\$ 6,300	\$ 6,125	\$ 5,146	\$ 5,038	\$ 4,572	
10	58	63	63	66	69	69	67	66	68		4,047.1	3,491.6	3,266.2	2,141.8	3,729.5	4,317.6	2,996.6	3,229.3	3,283.3		\$ 4,807	\$ 4,289	\$ 4,057	\$ 2,932	\$ 4,606	\$ 5,206	\$ 4,259	\$ 4,479	\$ 4,561	
11	58	63	62	65	68	67	64	62	68		1,032.8	3,020.6	1,876.5	788.1	1,448.6	1,680.5	1,531.5	625.5	923.8		\$ 1,685	\$ 3,791	\$ 2,615	\$ 1,526	\$ 2,236	\$ 2,468	\$ 2,697	\$ 1,729	\$ 2,142	
12	55	57	58	62	66	63	62	61	66		70.9	233.7	96.8	141.6	210.8	236.1	113.2	122.1	240.7		\$ 678	\$ 868	\$ 738	\$ 828	\$ 943	\$ 936	\$ 1,202	\$ 1,193	\$ 1,403	
	56	56	59	62	64	67	63	63	64	65	24,902.5	19,174.3	17,741.6	14,348.1	21,694.4	25,004.0	17,071.5	18,082.4	14,475.3	136.5	\$ 32,940	\$ 27,136	\$ 26,072	\$ 22,918	\$ 30,695	\$ 34,532	\$ 30,579	\$ 31,923	\$ 1,278	\$ 1,278
	Averages										Totals								Totals											



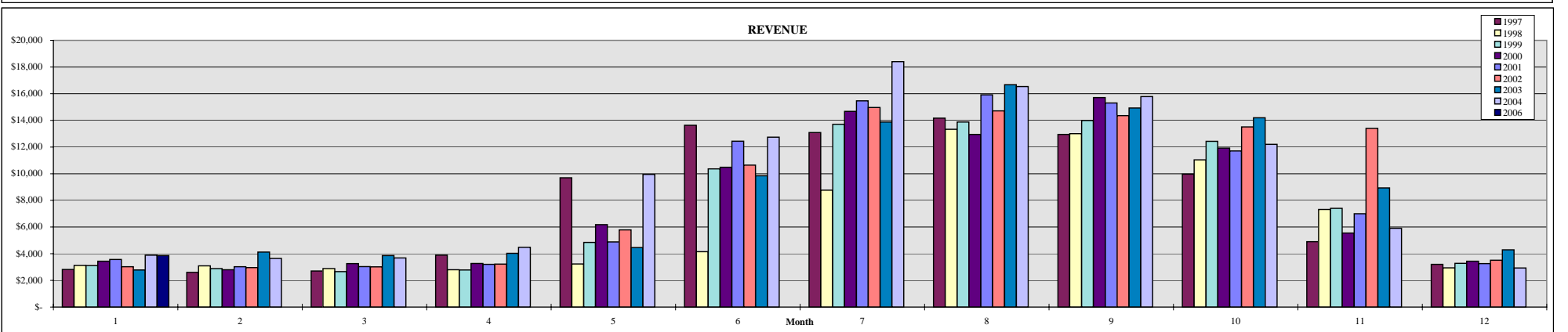
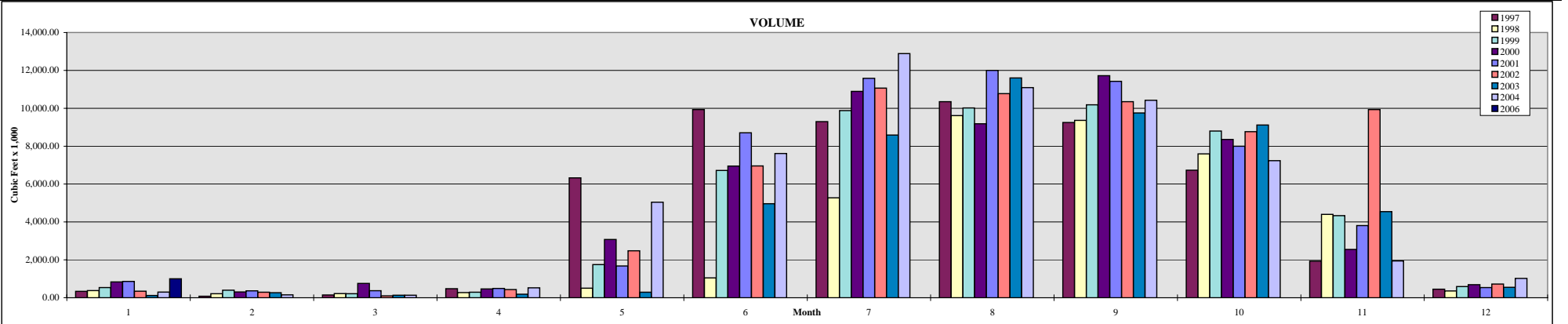
**FORBESTOWN DITCH WATER CONSUMPTION: 1997 - 2005**

Month	Customers (Active)										Volume (x 1,000 cf)										Revenue									
	1997	1998	1999	2000	2001	2002	2003	2004	2005	2006	1997	1998	1999	2000	2001	2002	2003	2004	2005	2006	1997	1998	1999	2000	2001	2002	2003	2004	2005	2006
1	18	5	10	5	7	5	7	10	14	11	41.0	2.4	3.3	4.5	2.4	1.7	4.3	1.7	115.5	74.2	\$ 490	\$ 147	\$ 338	\$ 105	\$ 169	\$ 102	\$ 127	\$ 312	\$ 335	\$ 284
2	11	5	10	5	5	5	8	9	12		2.5	1.7	2.7	2.3	2.4	1.7	3.1	0.8	99.2		\$ 463	\$ 147	\$ 338	\$ 102	\$ 168	\$ 102	\$ 278	\$ 293	\$ 293	\$ 290
3	12	5	10	5	7	5	9	9	11		2.3	1.6	2.4	2.8	1.9	2.1	2.7	0.4	74.8		\$ 487	\$ 147	\$ 337	\$ 103	\$ 169	\$ 102	\$ 313	\$ 293	\$ 280	
4	16	5	10	13	9	7	9	10	10		157.1	2.3	2.9	15.1	4.3	14.6	2.5	26.8	72.8		\$ 850	\$ 147	\$ 338	\$ 513	\$ 244	\$ 151	\$ 295	\$ 338	\$ 268	
5	34	9	24	24	24	27	15	37	23		684.8	6.8	62.0	87.3	240.6	368.8	5.5	650.7	409.5		\$ 1,736	\$ 305	\$ 983	\$ 1,119	\$ 1,040	\$ 1,241	\$ 673	\$ 2,292	\$ 222	
6	46	26	38	36	45	39	38	48	36		732.4	16.8	1,273.3	721.3	1,291.0	1,083.5	896.5	2,164.7	1,359.0		\$ 2,343	\$ 1,030	\$ 2,551	\$ 2,135	\$ 2,909	\$ 2,503	\$ 2,724	\$ 4,210	\$ 2,229	
7	48	37	43	46	47	50	50	51	47		1,223.1	644.3	1,079.0	784.7	1,350.7	1,387.3	2,898.2	1,907.3	2,157.2		\$ 3,015	\$ 1,863	\$ 2,584	\$ 2,387	\$ 3,012	\$ 3,162	\$ 5,276	\$ 3,907	\$ 3,241	
8	46	44	43	52	48	46	47	54	53		1,002.8	905.5	1,120.9	1,483.7	1,530.4	2,207.7	2,829.6	2,885.7	3,009.0		\$ 2,763	\$ 2,504	\$ 2,666	\$ 3,205	\$ 3,243	\$ 3,299	\$ 5,013	\$ 4,597	\$ 4,301	
9	49	49	50	46	46	53	48	56	54		815.6	1,374.6	1,274.2	817.6	1,226.4	1,726.4	2,705.8	2,544.3	3,150.0		\$ 2,524	\$ 3,007	\$ 2,909	\$ 2,478	\$ 2,820	\$ 3,700	\$ 4,900	\$ 4,780	\$ 4,564	
10	24	38	32	38	42	41	29	44	43		362.7	517.3	539.1	392.3	606.2	1,688.6	1,419.9	1,370.4	1,785.5		\$ 1,053	\$ 1,708	\$ 1,505	\$ 1,352	\$ 1,543	\$ 3,202	\$ 2,374	\$ 3,147	\$ 2,817	
11	7	25	8	13	12	18	14	11	18		17.9	112.0	140.6	113.8	214.1	259.7	203.3	90.6	270.1		\$ 264	\$ 1,120	\$ 278	\$ 395	\$ 488	\$ 737	\$ 634	\$ 1,081	\$ 620	
12	7	12	6	5	5	10	12	22	14		3.1	2.4	4.4	6.5	4.4	3.7	2.1	474.9	89.5		\$ 170	\$ 404	\$ 116	\$ 230	\$ 170	\$ 249	\$ 392	\$ 973	\$ 353	
	41	34	38	40	42	43	38	30	28		5,045.2	3,587.7	5,504.8	4,431.9	6,474.8	8,745.8	10,973.5	12,118.3	12,592.1		\$ 16,157	\$ 12,527	\$ 14,942	\$ 14,125	\$ 15,974	\$ 18,548	\$ 23,001	\$ 26,221	\$ 19,520	
	Averages (May - October irrigation season)										Totals										Totals									



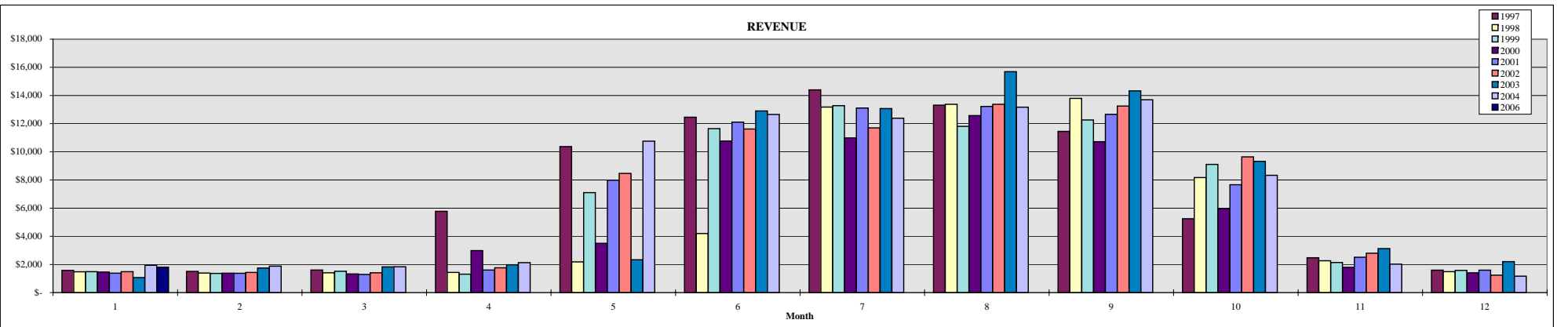
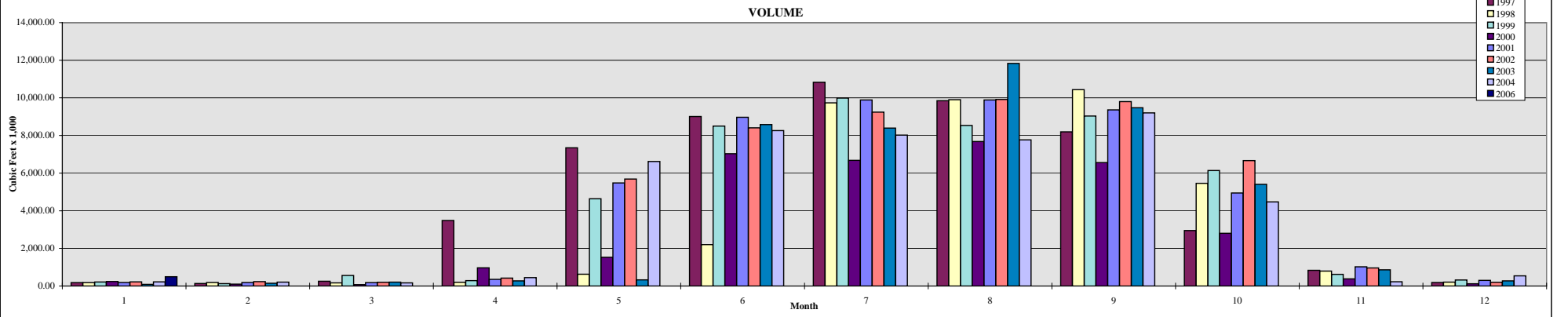
**BANGOR DITCH WATER CONSUMPTION: 1997 - 2005**

Month	Customers (Active)										Volume (x 1,000 cf)									Revenue										
	1997	1998	1999	2000	2001	2002	2003	2004	2005	2006	1997	1998	1999	2000	2001	2002	2003	2004	2005	2006	1997	1998	1999	2000	2001	2002	2003	2004	2005	2006
1	131	142	150	156	166	169	153	166	183	157	340.30	377.22	537.94	837.44	859.72	346.08	117.70	298.02	783.28	999.46	\$ 2,820	\$ 3,122	\$ 3,105	\$ 3,435	\$ 3,568	\$ 3,026	\$ 2,781	\$ 3,888	\$ 3,896	\$ 3,866
2	131	143	147	153	143	168	171	164	163		81.70	213.70	400.80	303.18	361.76	293.68	266.06	154.00	238.05		\$ 2,604	\$ 3,089	\$ 2,887	\$ 2,803	\$ 3,020	\$ 2,961	\$ 4,122	\$ 3,650	\$ 3,729	
3	134	141	143	153	163	168	169	164	163		146.38	220.94	211.76	754.78	372.62	97.02	133.18	132.34	249.39		\$ 2,704	\$ 2,883	\$ 2,658	\$ 3,264	\$ 3,033	\$ 3,018	\$ 3,860	\$ 3,682	\$ 3,741	
4	151	139	146	160	165	174	168	178	170		475.96	272.62	292.12	461.80	487.16	431.74	187.56	522.04	252.86		\$ 3,893	\$ 2,797	\$ 2,778	\$ 3,265	\$ 3,206	\$ 3,219	\$ 4,034	\$ 4,479	\$ 3,904	
5	189	147	173	179	191	204	184	212	187		6,328.90	502.84	1,747.80	3,072.74	1,674.56	2,480.72	288.72	5,044.56	1,191.70		\$ 9,693	\$ 3,230	\$ 4,845	\$ 6,184	\$ 4,883	\$ 5,786	\$ 4,464	\$ 9,950	\$ 5,274	
6	187	167	196	200	211	216	212	219	212		9,931.34	1,045.74	6,716.56	6,947.80	8,703.04	6,959.76	4,964.58	7,615.46	3,867.78		\$ 13,629	\$ 4,148	\$ 10,360	\$ 10,482	\$ 12,439	\$ 10,641	\$ 9,842	\$ 12,741	\$ 8,689	
7	196	188	203	210	216	223	220	241	219		9,294.92	5,275.60	9,879.98	10,891.28	11,582.04	11,067.80	8,588.32	12,886.23	6,726.16		\$ 13,082	\$ 8,769	\$ 13,703	\$ 14,675	\$ 15,467	\$ 14,963	\$ 13,871	\$ 18,402	\$ 11,780	
8	196	200	207	213	219	227	220	229	226		10,350.72	9,612.98	10,020.84	9,182.30	11,999.64	10,774.98	11,602.54	11,088.18	9,128.26		\$ 14,168	\$ 13,326	\$ 13,876	\$ 12,941	\$ 15,918	\$ 14,707	\$ 16,675	\$ 16,533	\$ 14,425	
9	189	197	204	221	220	226	221	226	223		9,246.50	9,359.26	10,184.08	11,723.20	11,423.02	10,348.92	9,755.90	10,421.12	10,175.54		\$ 12,945	\$ 13,000	\$ 13,983	\$ 15,704	\$ 15,307	\$ 14,357	\$ 14,926	\$ 15,787	\$ 15,496	
10	171	188	197	202	215	219	216	216	221		6,729.00	7,590.02	8,797.80	8,352.52	7,999.32	8,768.44	9,115.18	7,235.44	6,960.94		\$ 9,967	\$ 11,036	\$ 12,428	\$ 11,923	\$ 11,707	\$ 13,508	\$ 14,196	\$ 12,207	\$ 11,990	
11	123	170	181	182	195	199	196	182	185		1,925.90	4,401.70	4,334.72	2,553.02	3,808.04	9,929.70	4,545.10	1,943.22	3,803.24		\$ 4,908	\$ 7,320	\$ 7,401	\$ 5,548	\$ 6,995	\$ 13,400	\$ 8,930	\$ 5,912	\$ 7,743	
12	147	152	159	171	173	178	172	176	165		449.30	355.28	587.18	690.56	537.32	718.90	548.50	1,022.73	815.70		\$ 3,207	\$ 2,939	\$ 3,283	\$ 3,438	\$ 3,261	\$ 3,510	\$ 4,298	\$ 2,930	\$ 4,314	
	162	165	176	183	190	198	192	198	157		55,300.92	39,227.90	53,711.58	55,770.62	59,808.24	62,217.74	50,113.34	58,363.33	44,192.91		\$ 93,620	\$ 75,659	\$ 91,306	\$ 93,662	\$ 98,806	\$ 103,095	\$ 102,000	\$ 110,160	\$ 94,980	
	Averages										Totals									Totals										



**PALERMO DITCH WATER CONSUMPTION: 1997 - 2005**

Month	Customers (Active)										Volume (x 1,000 cf)									Revenue										
	1997	1998	1999	2000	2001	2002	2003	2004	2005	2005	1997	1998	1999	2000	2001	2002	2003	2004	2005	2006	1997	1998	1999	2000	2001	2002	2003	2004	2005	2006
	1	66	64	70	70	70	78	56	75	71	71	178.86	180.56	214.12	236.90	189.36	220.22	84.60	219.66	342.90	491.02	\$ 1,579	\$ 1,476	\$ 1,487	\$ 1,465	\$ 1,380	\$ 1,491	\$ 1,067	\$ 1,945	\$ 1,548
2	63	60	67	67	70	76	73	72	68		136.76	186.24	126.06	97.27	187.48	230.52	148.02	208.66	519.50		\$ 1,510	\$ 1,393	\$ 1,363	\$ 1,384	\$ 1,370	\$ 1,435	\$ 1,746	\$ 1,881	\$ 1,828	
3	67	63	61	67	68	76	74	72	68			165.84	559.58	75.67	180.76	197.06	206.80	169.64	546.35		\$ 1,607	\$ 1,405	\$ 1,518	\$ 1,330	\$ 1,296	\$ 1,412	\$ 1,825	\$ 1,839	\$ 1,824	
4	116	63	66	81	73	86	76	72	68		3,483.10	197.96	284.32	965.60	354.76	417.56	275.42	444.95	549.72		\$ 5,777	\$ 1,438	\$ 1,309	\$ 2,982	\$ 1,600	\$ 1,766	\$ 1,976	\$ 2,126	\$ 1,838	
5	163	79	146	103	157	175	86	185	88		7,347.80	627.76	4,639.00	1,527.22	5,476.48	5,682.40	323.98	6,617.18	941.42		\$ 10,369	\$ 2,187	\$ 7,098	\$ 3,498	\$ 7,980	\$ 8,465	\$ 2,336	\$ 10,754	\$ 2,606	
6	192	110	189	175	191	205	196	199	175		9,008.54	2,202.32	8,501.10	7,030.98	8,965.98	8,406.36	8,581.26	8,260.96	6,450.06		\$ 12,456	\$ 4,200	\$ 11,644	\$ 10,768	\$ 12,111	\$ 11,617	\$ 12,902	\$ 12,650	\$ 9,832	
7	197	200	193	189	199	204	214	198	202		10,829.98	9,739.26	9,988.64	6,678.91	9,891.16	9,241.96	8,396.05	8,020.61	8,669.57		\$ 14,403	\$ 13,181	\$ 13,279	\$ 10,991	\$ 13,104	\$ 11,704	\$ 13,069	\$ 12,389	\$ 12,637	
8	194	206	197	196	206	215	219	206	209		9,851.88	9,902.92	8,536.10	7,681.16	9,890.66	9,912.98	11,834.39	7,764.92	10,344.43		\$ 13,314	\$ 13,376	\$ 11,811	\$ 12,577	\$ 13,227	\$ 13,375	\$ 15,693	\$ 13,173	\$ 14,545	
9	181	193	190	182	200	212	217	196	201		8,195.80	10,437.54	9,035.80	6,562.26	9,364.84	9,801.94	9,473.72	9,199.26	9,462.04		\$ 11,452	\$ 13,793	\$ 12,264	\$ 10,717	\$ 12,663	\$ 13,247	\$ 14,330	\$ 13,699	\$ 13,495	
10	123	147	178	154	169	187	173	172	165		2,949.44	5,460.60	6,136.88	2,805.99	4,944.42	6,665.24	5,406.14	4,468.28	5,425.76		\$ 5,245	\$ 8,176	\$ 9,106	\$ 5,972	\$ 7,664	\$ 9,642	\$ 9,324	\$ 8,331	\$ 8,640	
11	55	85	91	79	98	142	102	79	91		831.88	795.18	623.20	382.40	1,019.00	963.32	862.74	227.80	883.35		\$ 2,475	\$ 2,266	\$ 2,142	\$ 1,802	\$ 2,517	\$ 2,799	\$ 3,130	\$ 2,024	\$ 2,587	
12	58	71	71	74	79	76	84	75	75		184.70	205.20	323.26	121.03	301.30	197.90	272.54	539.79	538.60		\$ 1,593	\$ 1,489	\$ 1,576	\$ 1,408	\$ 1,597	\$ 1,236	\$ 2,203	\$ 1,171	\$ 1,938	
	123	112	127	120	132	144	131	133	123		53,253.52	40,101.38	48,968.06	34,165.39	50,766.20	51,937.46	45,865.66	46,141.72	44,673.70		\$ 81,781	\$ 64,382	\$ 74,597	\$ 64,893	\$ 76,508	\$ 78,188	\$ 79,600	\$ 81,984	\$ 73,318	
	Averages										Totals									Totals										



**2006 SUMMARY FINANCIAL REPORT**  
**South Feather Water and Power Agency - Water Division**  
**As of January 31, 2006**

<b>O&amp;M SUMMARY</b>						
Account Division	Description	Actual This Month	Year-to-Date			2006 ANNUAL BUDGET
			Actual	%	Remaining	
	<b>O&amp;M EXPENSES</b>					
51000	WATER SOURCE	\$ -	\$ -	0.00%	\$ 12,900	\$ 12,900
52000	ENVIRON. HEALTH & SAFETY	\$ 798	\$ 798	1.46%	\$ 53,702	\$ 54,500
53000	WATER TREAT. PLANT	\$ 34,469	\$ 34,469	8.04%	\$ 394,431	\$ 428,900
54000	TRANS. & DIST. (T & D)	\$ 65,049	\$ 65,049	6.32%	\$ 964,751	\$ 1,029,800
55000	CUSTOMER ACCOUNT	\$ 20,553	\$ 20,553	6.82%	\$ 280,647	\$ 301,200
56000	GENERAL ADMIN. & PLANT	\$ 207,831	\$ 207,831	9.40%	\$ 2,002,569	\$ 2,210,400
57000	SUNDRY BILLINGS & EXP CR.	\$ (2,082)	\$ (2,082)	1.22%	\$ (167,918)	\$ (170,000)
58000	INFORMATION TECHNOLOGY	\$ 300	\$ 300	0.22%	\$ 137,900	\$ 138,200
59000	NON-OPERATING				\$ -	\$ -
	<b>TOTAL O&amp;M EXPENSES</b>	<b>\$ 326,920</b>	<b>\$ 326,920</b>	<b>8.16%</b>	<b>\$ 3,678,980</b>	<b>\$ 4,005,900</b>
	<b>O&amp;M REVENUE</b>					
41000	WATER SALES	\$ 156,997	\$ 156,997	4.27%	\$ 3,523,704	\$ 3,680,700
42000	WATER SERVICE CHARGES	\$ 3,435	\$ 3,435	0.53%	\$ 641,565	\$ 645,000
49000	NON-OPERATING REVENUE	\$ 221,592	\$ 221,592	22.46%	\$ 765,208	\$ 986,800
	<b>TOTAL O&amp;M REVENUE</b>	<b>\$ 382,023</b>	<b>\$ 382,023</b>	<b>7.19%</b>	<b>\$ 4,930,477</b>	<b>\$ 5,312,500</b>
	<b>O&amp;M BALANCE:</b>	<b>\$ 55,104</b>	<b>\$ 55,104</b>	<b>4.22%</b>	<b>\$ 1,251,496</b>	<b>\$ 1,306,600</b>
<b>DEBT SERVICE</b>						
Account Division	Description	Actual This Month	Year-to-Date			2006 ANNUAL BUDGET
			Actual	%	Remaining	
21413	EDA Loan Principal	\$ -	\$ -	0.00%	\$ 10,500	\$ 10,500
21414	MRTP Principal	\$ -	\$ -	0.00%	\$ 85,000	\$ 85,000
21415	'95 COP Principal	\$ -	\$ -	0.00%	\$ 580,000	\$ 580,000
21419	'03 COP Principal	\$ -	\$ -		\$ -	\$ -
59450	Interest, EDA Loan	\$ -	\$ -	0.00%	\$ 8,300	\$ 8,300
59570	Interest, MRTP Bonds	\$ -	\$ -	0.00%	\$ 92,500	\$ 92,500
59571	'95 COP Interest	\$ -	\$ -	0.00%	\$ 121,600	\$ 121,600
59572	'03 COP Interest	\$ -	\$ -	0.00%	\$ 140,100	\$ 140,100
	<b>TOTAL DEBT SERVICE</b>	<b>\$ -</b>	<b>\$ -</b>	<b>0.00%</b>	<b>\$ 1,038,000</b>	<b>\$ 1,038,000</b>

CAPITAL OUTLAY SUMMARY						
Account Division	Description	Actual This Month	Year-to-Date			2006 ANNUAL BUDGET
			Actual	%	Remaining	
	<b>CAPITAL OUTLAY EXPENSES</b>					
	Betterments	\$ 15,203	\$ 15,203	15.75%	\$ 81,297	\$ 96,500
	Distribution System Projects	\$ 32	\$ 32	0.05%	\$ 71,468	\$ 71,500
	Irrigation System Projects	\$ -	\$ -	0.00%	\$ 99,900	\$ 99,900
	FERC Relicensing	\$ 1,026	\$ 1,026	0.37%	\$ 276,073	\$ 277,099
	Office Remodel/Expansion Project	\$ 85,541	\$ 85,541	#DIV/0!	\$ (85,541)	\$ -
	MRTTP Clearwell Cover	\$ 1,634	\$ 1,634	#DIV/0!	\$ (1,634)	\$ -
	O&M Contingency Fund	\$ -	\$ -	#DIV/0!	\$ -	\$ -
	<b>TOTAL CAPITAL OUTLAY EXPENSES</b>	<b>\$ 103,436</b>	<b>\$ 103,436</b>	<b>18.98%</b>	<b>\$ 441,563</b>	<b>\$544,999</b>
	<b>RESERVES TRANSFERRED TO FUND CAPITAL OUTLAY</b>					
	System Capacity Charge Fund	\$0	\$0	#DIV/0!	\$ -	
	2003 COP Proceeds - Residual	\$0	\$0	#DIV/0!	\$ -	
	FERC Relicensing Fund	\$0	\$0	0.00%	\$ 277,099	\$ 277,099
	<b>TOTAL RESERVES TRANSFERRED</b>	<b>\$0</b>	<b>\$0</b>	<b>0.00%</b>	<b>\$ 277,099</b>	<b>\$ 277,099</b>
	<b>CAPITAL OUTLAY BALANCE:</b>	<b>\$ (103,436)</b>	<b>\$ (103,436)</b>	<b>38.61%</b>	<b>\$ (164,464)</b>	<b>\$ (267,900)</b>

	Balance This Month	Year-to-Date		2006 ANNUAL BUDGET
		Balance	Difference	
<b>TOTAL BALANCE:</b>	<b>\$ (48,332)</b>	<b>\$ (48,332)</b>	<b>\$ 49,032</b>	<b>\$ 700</b>

RESERVE BALANCES	As of 12/31/2005	As of 1/31/2006	2006 Reserve Activity
General Fund	\$10,312	\$10,312	\$0
System Capacity Charges	\$908,361	\$1,108,361	\$200,000
South Fork Project FERC Relicensing Fund	\$611,406	\$483,288	(\$128,118)
Building Expansion / Reservoir Acquisition	\$299,779	\$299,779	\$0
<b>TOTAL</b>	<b>\$1,829,858</b>	<b>\$1,901,740</b>	<b>\$71,882</b>