



SOUTH FEATHER WATER & POWER AGENCY

TO: Board of Directors

FROM: Jennifer Slinkard, Finance Division Manager

DATE: April 17, 2006

RE: General Information (regarding matters not scheduled on the agenda)
04/25/06 Board of Directors Meeting

Woodleaf Generation Enhancement

On April 11th we received the March data on revenue earned from the tailwater depression (TWD) system at the Woodleaf Powerhouse. The TWD system was responsible for an additional 6,062,223 KWH during March, earning the Water Division \$246,308.12 in revenue for that month. The entire 2006 annual budget for revenue from this source is \$75,000. As of February, we have earned \$425,191.73 in excess revenue above our budgeted amount. Thank you again to the Power Division!

Restricted Reserve Analysis

Although we have until December 31, 2006 to pay back borrowed restricted reserves, as specified in last fall's Board action, we have been able to pay back all borrowed reserves early. After completing all 2005 accruals and transactions we were able to make intra-fund transfers between reserve accounts and ended up with a zero balance in the Borrowed Reserves Category. I have provided the detail of all 2005-year end adjustments and transfers at the bottom of the Detail of Reserve Accounts for 2006 report.

Notary Services

Cheri Ruloph has received her Commission Certificate and Certificate of Authorization from the Secretary of State. She is now able to provide notary services for the Agency.

Building Project Cost Update

The cost breakdown for the building project as of March 31, 2006 is as follows.

- Outside services for the new parking lot and driveway: \$30,420.86;
- Material for the parking lot and driveway: \$38,138.31;
- Total material and outside service costs: \$530,448.76.

2006 SUMMARY FINANCIAL REPORT
South Feather Water and Power Agency - Water Division
As of March 31, 2006

O&M SUMMARY

Account Division	Description	Actual This Month	Year-to-Date			2006 ANNUAL BUDGET
			Actual	%	Remaining	
	O&M EXPENSES					
51000	WATER SOURCE	\$ -	\$ -	0.00%	\$ 12,900	\$ 12,900
52000	ENVIRON. HEALTH & SAFETY	\$ 148	\$ 2,947	5.41%	\$ 51,553	\$ 54,500
53000	WATER TREAT. PLANT	\$ 48,937	\$ 115,217	26.86%	\$ 313,683	\$ 428,900
54000	TRANS. & DIST. (T & D)	\$ 103,031	\$ 226,995	22.04%	\$ 802,805	\$ 1,029,800
55000	CUSTOMER ACCOUNT	\$ 35,564	\$ 79,405	26.36%	\$ 221,795	\$ 301,200
56000	GENERAL ADMIN. & PLANT	\$ 243,117	\$ 621,283	28.11%	\$ 1,589,117	\$ 2,210,400
57000	SUNDRY BILLINGS & EXP CR.	\$ (46,293)	\$ (54,523)	32.07%	\$ (115,477)	\$ (170,000)
58000	INFORMATION TECHNOLOGY	\$ 761	\$ 4,332	3.13%	\$ 133,868	\$ 138,200
59000	NON-OPERATING	\$ 452			\$ -	\$ -
	TOTAL O&M EXPENSES	\$ 385,716	\$ 995,656	24.85%	\$ 3,010,244	\$ 4,005,900
	O&M REVENUE					
41000	WATER SALES	\$ 625,692	\$ 1,179,615	32.05%	\$ 2,501,085	\$ 3,680,700
42000	WATER SERVICE CHARGES	\$ 1,916	\$ 94,131	14.59%	\$ 550,869	\$ 645,000
49000	NON-OPERATING REVENUE	\$ 36,163	\$ 326,077	33.04%	\$ 660,723	\$ 986,800
	TOTAL O&M REVENUE	\$ 663,771	\$ 1,599,822	30.11%	\$ 3,712,678	\$ 5,312,500
	O&M BALANCE:	\$ 278,055	\$ 604,166	46.24%	\$ 702,434	\$ 1,306,600

DEBT SERVICE

Account Division	Description	Actual This Month	Year-to-Date			2006 ANNUAL BUDGET
			Actual	%	Remaining	
21413	EDA Loan Principal	\$ -	\$ -	0.00%	\$ 10,500	\$ 10,500
21414	MRTP Principal	\$ -	\$ -	0.00%	\$ 85,000	\$ 85,000
21415	'95 COP Principal	\$ -	\$ -	0.00%	\$ 580,000	\$ 580,000
21419	'03 COP Principal	\$ 580,000	\$ 580,000		\$ (580,000)	\$ -
59450	Interest, EDA Loan	\$ -	\$ -	0.00%	\$ 8,300	\$ 8,300
59570	Interest, MRTP Bonds	\$ 46,250	\$ 46,250	50.00%	\$ 46,250	\$ 92,500
59571	'95 COP Interest	\$ 68,750	\$ 68,750	56.54%	\$ 52,850	\$ 121,600
59572	'03 COP Interest	\$ 70,034	\$ 70,034	49.99%	\$ 70,066	\$ 140,100
	TOTAL DEBT SERVICE	\$ 765,034	\$ 765,034	73.70%	\$ 272,966	\$ 1,038,000

2006 SUMMARY FINANCIAL REPORT
South Feather Water and Power Agency - Water Division
As of March 31, 2006

CAPITAL OUTLAY SUMMARY

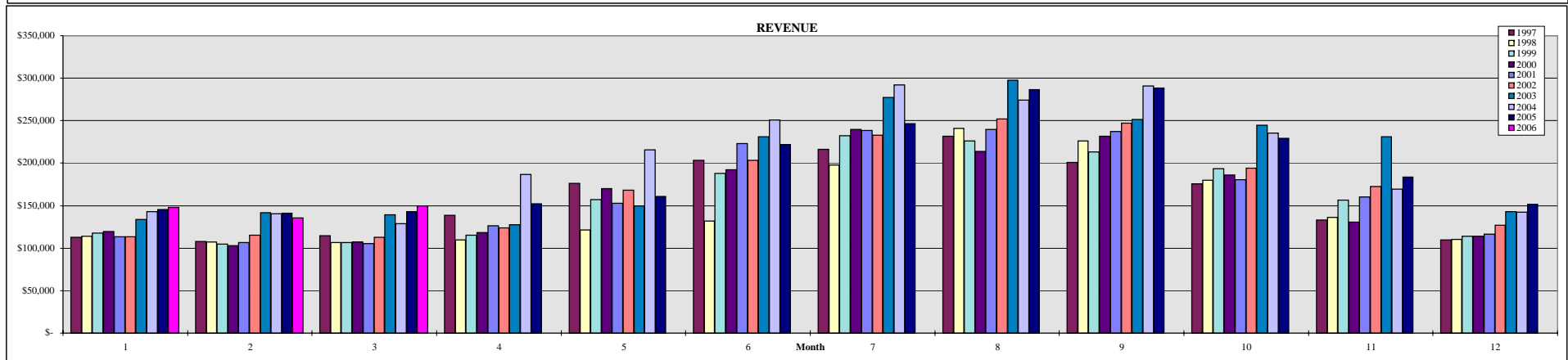
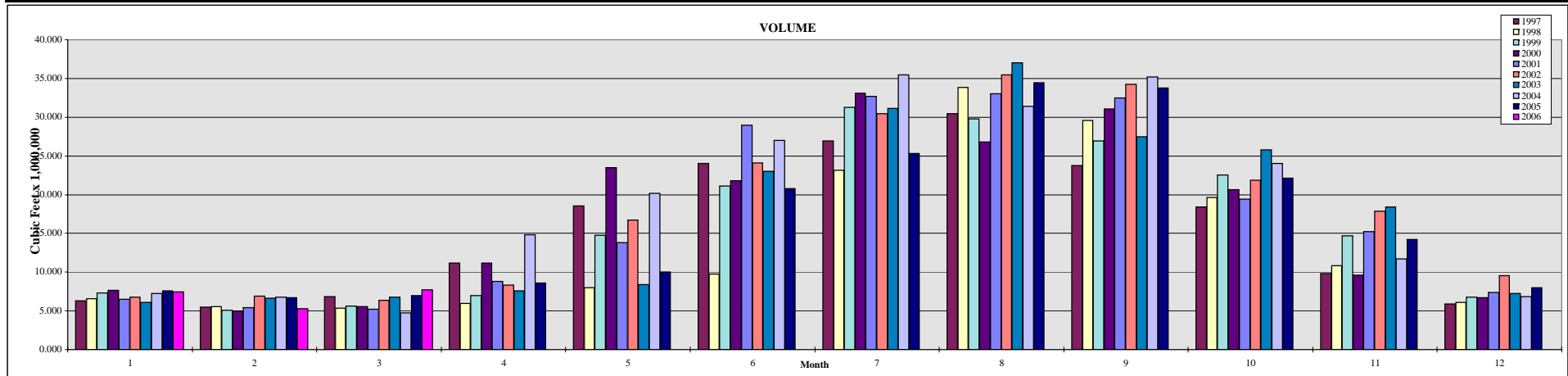
Account Division	Description	Actual	Year-to-Date			2006 ANNUAL BUDGET
		This Month	Actual	%	Remaining	
	CAPITAL OUTLAY EXPENSES					
	Betterments	\$ -	\$ 17,106	17.73%	\$ 79,394	\$ 96,500
	Distribution System Projects	\$ -	\$ 32	0.05%	\$ 71,468	\$ 71,500
	Irrigation System Projects	\$ -	\$ -	0.00%	\$ 99,900	\$ 99,900
	FERC Relicensing	\$ 68,980	\$ 70,582	25.47%	\$ 206,517	\$ 277,099
	Office Remodel/Expansion Project	\$ 61,135	\$ 232,733	#DIV/0!	\$ (232,733)	\$ -
	M RTP Clearwell Cover	\$ -	\$ 1,733	#DIV/0!	\$ (1,733)	\$ -
	O&M Contingency Fund	\$ -	\$ -	#DIV/0!	\$ -	\$ -
	TOTAL CAPITAL OUTLAY EXPENSES	\$ 130,115	\$ 322,186	59.12%	\$ 222,813	\$544,999
	RESERVES TRANSFERRED TO FUND CAPITAL OUTLAY					
	System Capacity Charge Fund	\$0	\$0	#DIV/0!	\$ -	
	2003 COP Proceeds - Residual	\$0	\$0	#DIV/0!	\$ -	
	FERC Relicensing Fund	\$0	\$0	0.00%	\$ 277,099	\$ 277,099
	TOTAL RESERVES TRANSFERRED	\$0	\$0	0.00%	\$ 277,099	\$ 277,099
	CAPITAL OUTLAY BALANCE:	\$ (130,115)	\$ (322,186)	120.26%	\$ 54,286	\$ (267,900)

	Balance	Year-to-Date		2006 ANNUAL BUDGET
	This Month	Balance	Difference	
TOTAL BALANCE:	\$ (617,095)	\$ (483,055)	\$ 483,755	\$ 700

RESERVE BALANCES	As of 12/31/2005	As of 3/31/2006	2006 Reserve Activity
General Fund	\$10,312	\$39,730	\$29,418
System Capacity Charges	\$908,361	\$1,027,271	\$118,910
South Fork Project FERC Relicensing Fund	\$611,406	\$321,696	(\$289,710)
Building Expansion	\$299,779	\$47,357	(\$252,422)
TOTAL	\$1,829,858	\$1,436,054	(\$393,804)

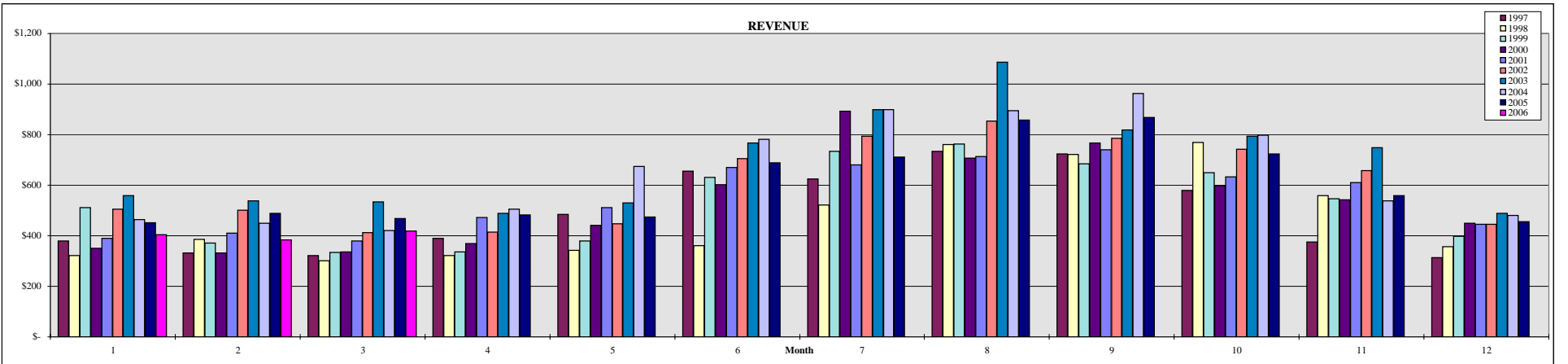
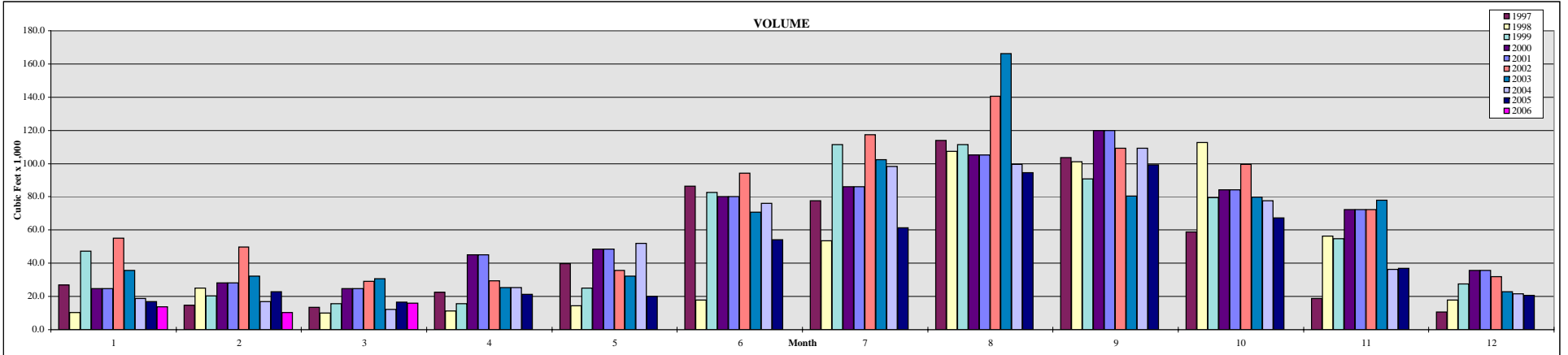
MINERS RANCH TREATMENT PLANT CONSUMPTION: 1997 - 2005

Month	Customers (Active)										Volume (x 1,000,000 cf)								Revenue											
	1997	1998	1999	2000	2001	2002	2003	2004	2005	2006	1997	1998	1999	2000	2001	2002	2003	2004	2005	2006	1997	1998	1999	2000	2001	2002	2003	2004	2005	2006
	1	5,970	5,892	6,038	6,061	6,113	6,173	6,313	6,429	6,474	6,573	6,328	6,591	7,295	7,639	6,487	6,775	6,122	7,271	7,554	7,448	\$ 112,556	\$ 114,155	\$ 117,445	\$ 119,450	\$ 113,477	\$ 113,477	\$ 133,641	\$ 143,027	\$ 145,277
2	5,970	5,989	6,023	6,052	6,120	6,176	6,339	6,420	6,471	6,587	5,515	5,569	5,070	4,955	5,431	6,936	6,628	6,796	6,691	5,292	\$ 108,066	\$ 107,507	\$ 104,657	\$ 103,050	\$ 106,726	\$ 115,056	\$ 141,679	\$ 140,355	\$ 140,867	\$ 135,734
3	5,967	5,996	6,018	6,099	6,112	6,185	6,352	6,418	6,491	6,599	6,819	5,364	5,643	5,566	5,228	6,334	6,774	4,730	6,973	7,711	\$ 114,730	\$ 106,584	\$ 106,598	\$ 107,018	\$ 105,612	\$ 113,010	\$ 139,244	\$ 128,788	\$ 143,055	\$ 149,585
4	5,968	5,995	6,035	6,065	6,123	6,195	6,351	6,431	6,504		11,161	5,974	6,981	11,165	8,803	8,342	7,575	14,813	8,602		\$ 138,796	\$ 109,558	\$ 115,190	\$ 118,114	\$ 126,323	\$ 123,744	\$ 127,524	\$ 186,929	\$ 152,140	
5	5,983	6,001	6,050	6,080	6,122	6,193	6,350	6,425	6,521		18,576	7,992	14,773	23,474	13,808	16,710	8,391	20,148	9,999		\$ 176,184	\$ 121,684	\$ 156,999	\$ 169,787	\$ 152,637	\$ 168,473	\$ 149,448	\$ 215,567	\$ 161,093	
6	5,987	6,003	6,062	6,079	6,138	6,185	6,362	6,430	6,523		24,010	9,754	21,119	21,765	29,002	24,116	23,040	26,978	20,752		\$ 203,567	\$ 131,788	\$ 188,176	\$ 192,266	\$ 222,846	\$ 203,323	\$ 230,840	\$ 250,942	\$ 221,634	
7	6,001	6,019	6,067	6,090	6,146	6,212	6,372	6,447	6,523		26,938	23,137	31,259	33,114	32,707	30,445	31,117	35,443	25,326		\$ 216,473	\$ 197,732	\$ 232,307	\$ 239,881	\$ 238,548	\$ 232,671	\$ 277,024	\$ 292,074	\$ 246,343	
8	6,002	6,036	6,063	6,103	6,148	6,222	6,403	6,451	6,536		30,486	33,858	29,800	26,787	33,005	35,448	37,053	31,434	34,428		\$ 231,757	\$ 240,693	\$ 225,949	\$ 214,049	\$ 239,424	\$ 251,741	\$ 297,688	\$ 273,996	\$ 286,438	
9	6,004	6,042	6,059	6,114	6,152	6,251	6,396	6,463	6,536		23,736	29,575	26,951	31,057	32,518	34,240	27,494	35,193	33,775		\$ 201,009	\$ 225,969	\$ 213,264	\$ 231,555	\$ 236,950	\$ 247,204	\$ 251,588	\$ 291,115	\$ 288,492	
10	5,998	6,036	6,061	6,120	6,156	6,257	6,407	6,463	6,543		18,402	19,618	22,506	20,615	19,410	21,874	25,796	23,999	22,126		\$ 175,703	\$ 179,970	\$ 193,395	\$ 185,800	\$ 180,771	\$ 193,918	\$ 244,822	\$ 235,668	\$ 229,208	
11	5,987	6,041	6,060	6,125	6,162	6,244	6,406	6,460	6,558		9,814	10,814	14,678	9,599	15,217	17,848	18,403	11,714	14,193		\$ 132,952	\$ 136,419	\$ 156,601	\$ 130,495	\$ 160,144	\$ 172,334	\$ 230,893	\$ 169,262	\$ 183,401	
12	5,981	6,045	6,059	6,123	6,174	6,241	6,404	6,477	6,565		5,872	6,073	6,745	6,673	7,380	9,536	7,259	6,858	7,959		\$ 109,560	\$ 110,076	\$ 113,990	\$ 114,130	\$ 116,335	\$ 126,989	\$ 143,185	\$ 142,156	\$ 151,576	
	5,985	6,008	6,050	6,093	6,139	6,211	6,371	6,443	6,520	6,586	187,657	164,318	192,823	202,410	208,996	218,603	205,651	225,378	198,380	20,451	\$ 1,921,354	\$ 1,782,134	\$ 1,924,573	\$ 1,925,595	\$ 1,999,557	\$ 2,061,941	\$ 2,367,575	\$ 2,469,879	\$ 2,349,523	\$ 433,457
	Averages										Totals								Totals											



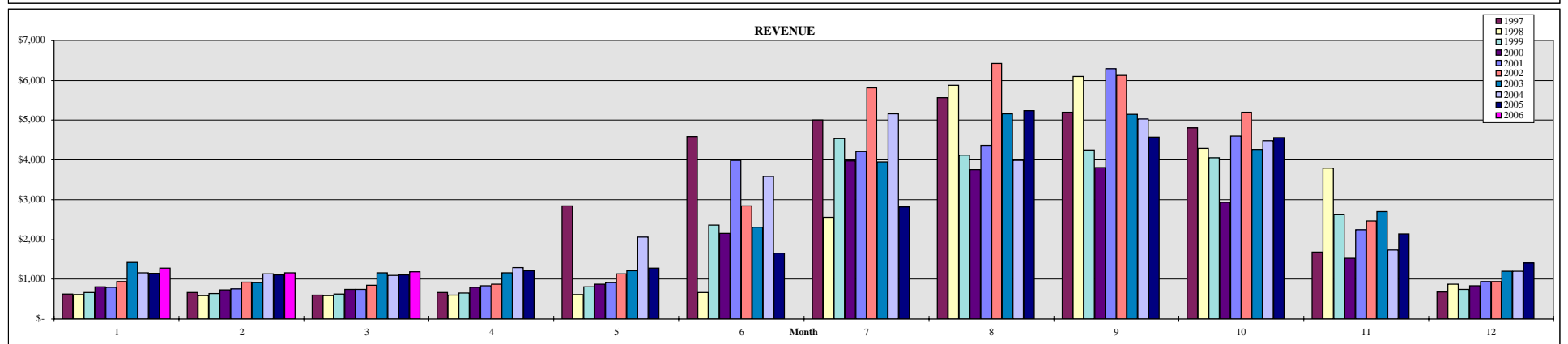
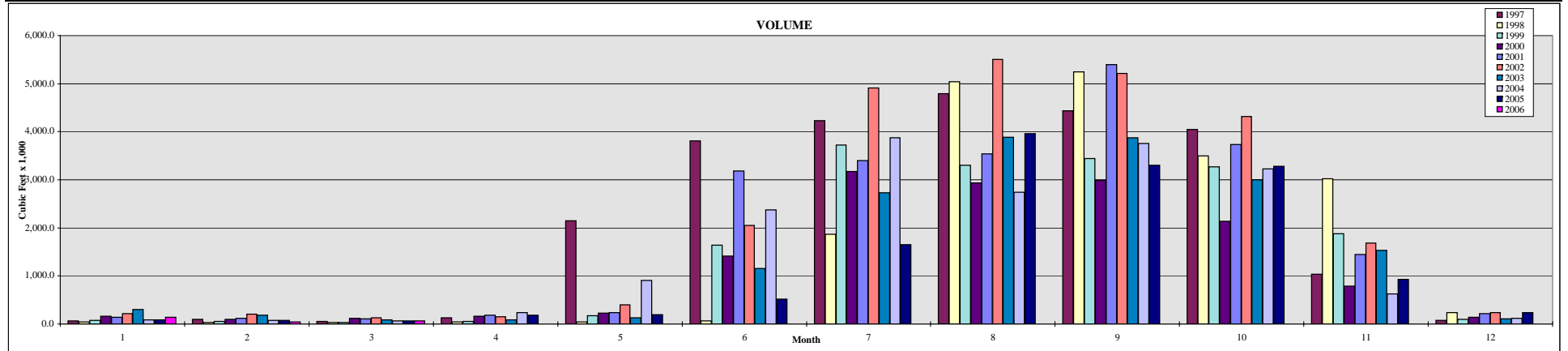
BANGOR TREATMENT PLANT CONSUMPTION: 1997 - 2005

Month	Customers (Active)										Volume (x 1,000 cf)										Revenue									
	1997	1998	1999	2000	2001	2002	2003	2004	2005	2006	1997	1998	1999	2000	2001	2002	2003	2004	2005	2006	1997	1998	1999	2000	2001	2002	2003	2004	2005	2006
1	20	20	19	18	18	19	22	22	22	24	26.9	10.4	47.3	24.6	24.6	55.0	35.7	18.9	17.0	13.9	\$ 378	\$ 321	\$ 511	\$ 350	\$ 390	\$ 505	\$ 558	\$ 463	\$ 451	\$ 404
2	20	20	19	18	18	19	22	22	22	23	14.7	24.9	20.3	28.3	28.3	49.7	32.3	16.9	23.0	10.4	\$ 332	\$ 385	\$ 371	\$ 333	\$ 410	\$ 501	\$ 538	\$ 450	\$ 489	\$ 384
3	20	20	18	18	18	19	23	22	24	23	13.5	10.1	15.7	24.7	24.7	29.0	30.7	12.3	16.6	16.0	\$ 322	\$ 300	\$ 334	\$ 336	\$ 380	\$ 412	\$ 533	\$ 421	\$ 468	\$ 419
4	21	19	19	17	18	19	23	22	23	22.4	11.4	15.5	45.0	45.0	29.5	25.3	25.4	21.2	\$ 390	\$ 322	\$ 336	\$ 368	\$ 472	\$ 415	\$ 489	\$ 505	\$ 483			
5	21	19	19	17	18	19	22	22	23	39.7	14.4	24.9	48.4	48.4	35.8	32.4	52.0	19.9	\$ 485	\$ 342	\$ 380	\$ 442	\$ 512	\$ 448	\$ 530	\$ 675	\$ 474			
6	20	19	19	18	18	19	21	22	23	86.4	18.0	82.6	80.1	80.1	94.2	70.9	76.2	54.3	\$ 656	\$ 361	\$ 632	\$ 602	\$ 670	\$ 704	\$ 766	\$ 781	\$ 688			
7	19	20	19	18	18	19	21	22	24	77.7	53.5	111.4	86.1	86.1	117.3	102.3	98.4	61.3	\$ 624	\$ 521	\$ 734	\$ 892	\$ 680	\$ 794	\$ 899	\$ 900	\$ 712			
8	19	20	18	18	18	19	21	22	24	114.1	107.5	111.6	105.1	105.1	140.5	166.1	99.4	94.5	\$ 734	\$ 761	\$ 763	\$ 707	\$ 713	\$ 854	\$ 1,086	\$ 895	\$ 858			
9	19	19	18	18	18	21	21	22	23	103.6	101.2	90.7	119.8	119.8	109.1	80.6	109.3	99.2	\$ 723	\$ 721	\$ 685	\$ 767	\$ 740	\$ 785	\$ 818	\$ 962	\$ 867			
10	20	20	18	18	18	20	22	22	23	59.0	112.8	79.5	84.1	84.1	99.4	79.7	77.6	67.2	\$ 579	\$ 769	\$ 649	\$ 598	\$ 633	\$ 743	\$ 795	\$ 797	\$ 723			
11	20	19	18	18	18	19	22	22	23	18.7	56.4	54.8	72.4	72.4	72.2	77.9	36.2	37.0	\$ 376	\$ 559	\$ 547	\$ 542	\$ 610	\$ 657	\$ 749	\$ 538	\$ 559			
12	20	19	18	18	18	19	21	22	23	10.5	17.8	27.4	35.7	35.7	31.8	22.9	21.5	20.7	\$ 313	\$ 356	\$ 397	\$ 449	\$ 446	\$ 445	\$ 489	\$ 480	\$ 456			
	20	20	19	18	18	20	22	22	23	587.2	538.4	681.7	754.3	754.3	863.5	756.8	644.1	531.9	40.3	\$ 5,912	\$ 5,719	\$ 6,340	\$ 6,385	\$ 6,655	\$ 7,261	\$ 8,249	\$ 7,866	\$ 7,229	\$ 1,207	
	Averages										Totals										Totals									



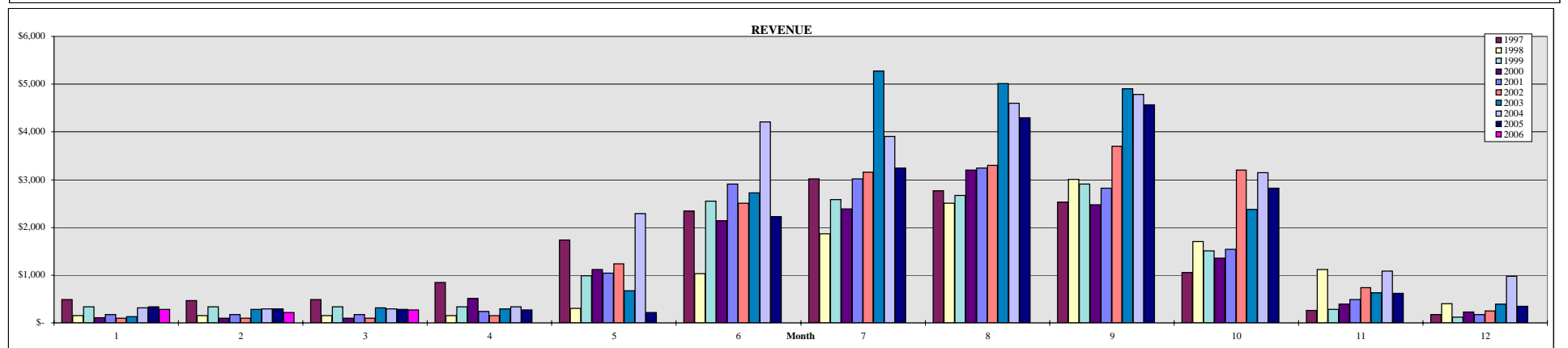
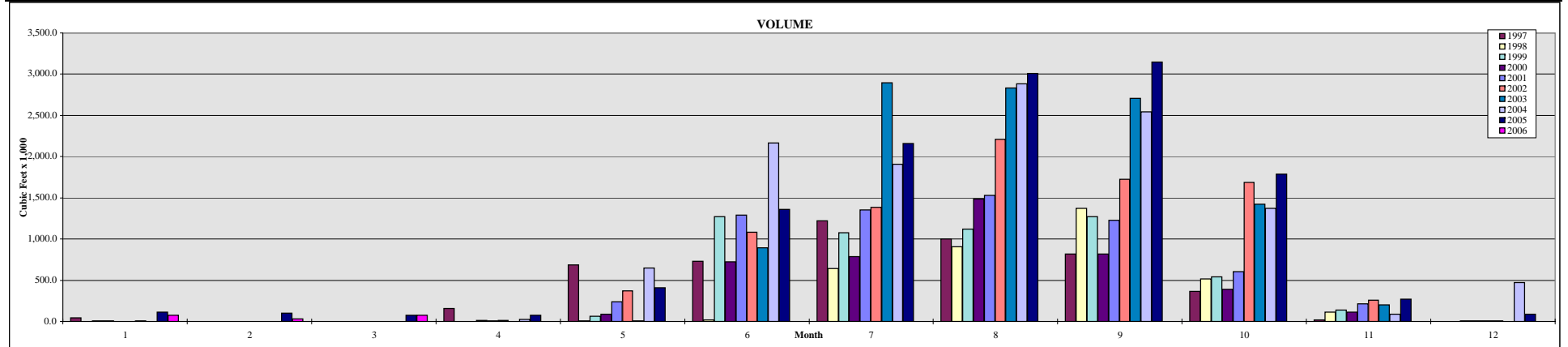
COMMUNITY LINE WATER CONSUMPTION: 1997 - 2005

Month	Customers (Active)										Volume (x 1,000 cf)										Revenue									
	1997	1998	1999	2000	2001	2002	2003	2004	2005	2006	1997	1998	1999	2000	2001	2002	2003	2004	2005	2006	1997	1998	1999	2000	2001	2002	2003	2004	2005	2006
1	51	51	53	58	59	65	63	61	60	65	68.3	46.5	80.4	165.7	141.7	211.6	305.8	84.9	89.8	136.5	\$ 631	\$ 609	\$ 668	\$ 809	\$ 794	\$ 933	\$ 1,417	\$ 1,155	\$ 1,142	\$ 1,278
2	51	51	54	57	58	65	59	61	59	64	100.8	29.9	49.5	101.9	119.0	209.2	183.8	70.9	74.9	47.5	\$ 665	\$ 592	\$ 641	\$ 732	\$ 761	\$ 930	\$ 913	\$ 1,141	\$ 1,110	\$ 1,165
3	50	50	54	57	58	65	62	59	59	64	52.8	34.2	29.0	116.4	105.4	125.7	89.9	65.3	68.3	67.8	\$ 603	\$ 585	\$ 624	\$ 747	\$ 747	\$ 844	\$ 1,166	\$ 1,100	\$ 1,103	\$ 1,190
4	52	50	54	58	58	65	61	60	59		126.5	44.7	54.6	158.0	186.3	150.0	85.9	238.9	179.2		\$ 662	\$ 596	\$ 650	\$ 793	\$ 830	\$ 868	\$ 1,154	\$ 1,296	\$ 1,217	
5	58	52	57	58	63	66	62	64	62		2,147.8	44.6	177.5	227.0	236.7	399.7	125.1	908.6	189.2		\$ 2,838	\$ 616	\$ 810	\$ 872	\$ 911	\$ 1,138	\$ 1,214	\$ 2,056	\$ 1,280	
6	59	53	61	63	65	67	64	65	64		3,805.1	67.6	1,644.0	1,410.4	3,185.5	2,045.4	1,151.2	2,372.5	515.6		\$ 4,593	\$ 663	\$ 2,364	\$ 2,152	\$ 3,990	\$ 2,836	\$ 2,306	\$ 3,581	\$ 1,651	
7	58	59	64	66	65	69	65	67	64		4,228.5	1,867.8	3,726.3	3,171.5	3,395.3	4,911.0	2,729.9	3,873.0	1,652.2		\$ 5,002	\$ 2,550	\$ 4,542	\$ 3,972	\$ 4,212	\$ 5,815	\$ 3,949	\$ 5,162	\$ 2,822	
8	58	62	65	66	66	69	66	67	67		4,789.2	5,044.3	3,302.3	2,934.2	3,534.6	5,507.4	3,884.0	2,738.5	3,957.9		\$ 5,571	\$ 5,878	\$ 4,116	\$ 3,748	\$ 4,367	\$ 6,432	\$ 5,196	\$ 3,993	\$ 5,239	
9	58	63	64	66	67	69	66	67	67		4,432.7	5,248.8	3,438.5	2,991.5	5,401.0	5,209.8	3,874.6	3,752.9	3,300.4		\$ 5,204	\$ 6,099	\$ 4,246	\$ 3,807	\$ 6,300	\$ 6,125	\$ 5,146	\$ 5,038	\$ 4,572	
10	58	63	63	66	69	69	67	66	68		4,047.1	3,491.6	3,266.2	2,141.8	3,729.5	4,317.6	2,996.6	3,229.3	3,283.3		\$ 4,807	\$ 4,289	\$ 4,057	\$ 2,932	\$ 4,606	\$ 5,206	\$ 4,259	\$ 4,479	\$ 4,561	
11	58	63	62	65	68	67	64	62	68		1,032.8	3,020.6	1,876.5	788.1	1,448.6	1,680.5	1,531.5	625.5	923.8		\$ 1,685	\$ 3,791	\$ 2,615	\$ 1,526	\$ 2,236	\$ 2,468	\$ 2,697	\$ 1,729	\$ 2,142	
12	55	57	58	62	66	63	62	61	66		70.9	233.7	96.8	141.6	210.8	236.1	113.2	122.1	240.7		\$ 678	\$ 868	\$ 738	\$ 828	\$ 943	\$ 936	\$ 1,202	\$ 1,193	\$ 1,403	
	56	56	59	62	64	67	63	63	64	64	24,902.5	19,174.3	17,741.6	14,348.1	21,694.4	25,004.0	17,071.5	18,082.4	14,475.3	251.8	\$ 32,940	\$ 27,136	\$ 26,072	\$ 22,918	\$ 30,695	\$ 34,532	\$ 30,579	\$ 31,923	\$ 3,633	\$ 3,633
	Averages										Totals										Totals									



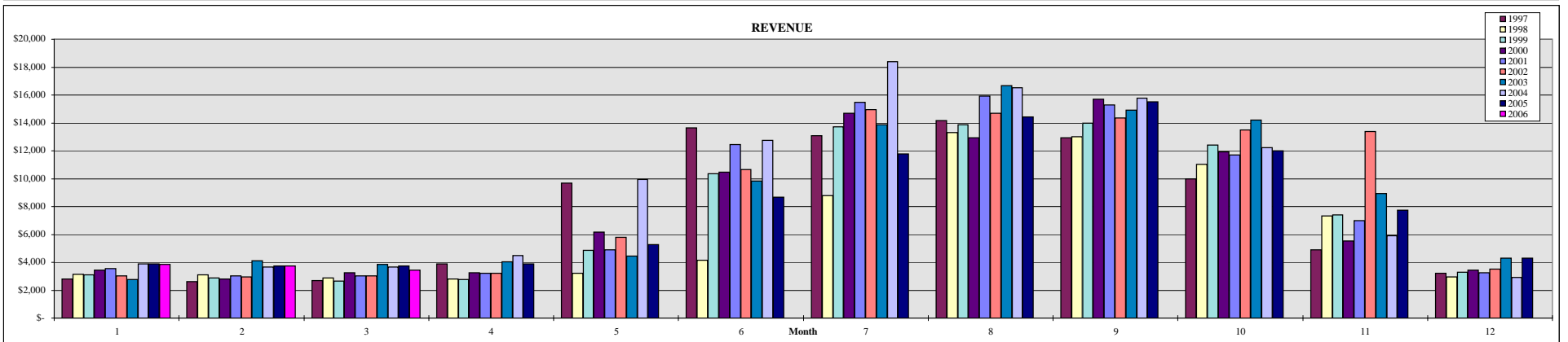
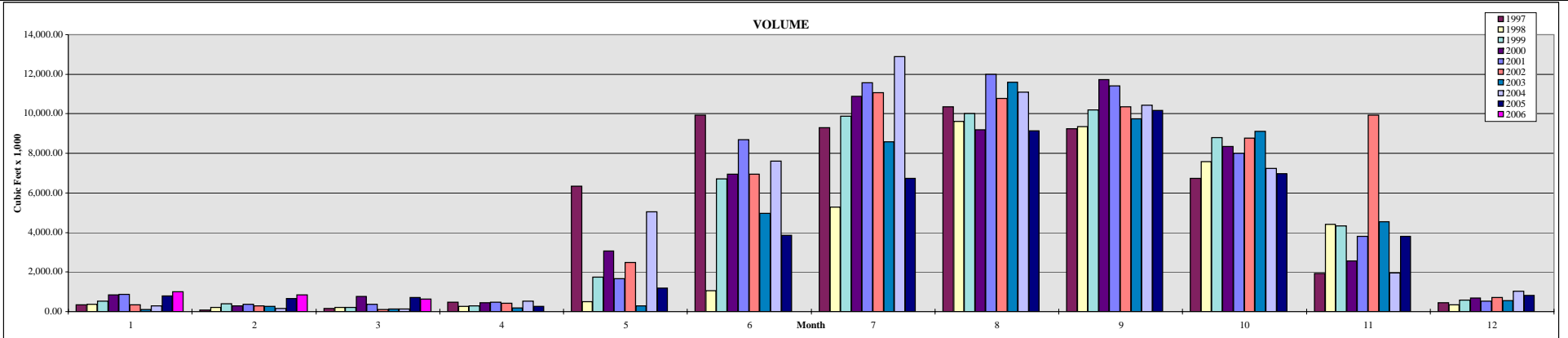
FORBESTOWN DITCH WATER CONSUMPTION: 1997 - 2006

Month	Customers (Active)											Volume (x 1,000 cf)										Revenue									
	1997	1998	1999	2000	2001	2002	2003	2004	2005	2006	1997	1998	1999	2000	2001	2002	2003	2004	2005	2006	1997	1998	1999	2000	2001	2002	2003	2004	2005	2006	
	1	18	5	10	5	7	5	7	10	14	11	41.0	2.4	3.3	4.5	2.4	1.7	4.3	1.7	115.5	74.2	\$ 490	\$ 147	\$ 338	\$ 105	\$ 169	\$ 102	\$ 127	\$ 312	\$ 335	\$ 284
2	11	5	10	5	5	5	8	9	12	10	2.5	1.7	2.7	2.3	2.4	1.7	3.1	0.8	99.2	34.5	\$ 463	\$ 147	\$ 338	\$ 102	\$ 168	\$ 102	\$ 278	\$ 293	\$ 290	\$ 222	
3	12	5	10	5	7	5	9	9	11	10	2.3	1.6	2.4	2.8	1.9	2.1	2.7	0.4	74.8	74.3	\$ 487	\$ 147	\$ 337	\$ 103	\$ 169	\$ 102	\$ 313	\$ 293	\$ 280	\$ 267	
4	16	5	10	13	9	7	9	10	10	157.1	2.3	2.9	15.1	4.3	14.6	2.5	26.8	72.8	\$ 850	\$ 147	\$ 338	\$ 513	\$ 244	\$ 151	\$ 295	\$ 338	\$ 268				
5	34	9	24	24	24	27	15	37	23	684.8	6.8	62.0	87.3	240.6	368.8	5.5	650.7	409.5	\$ 1,736	\$ 305	\$ 983	\$ 1,119	\$ 1,040	\$ 1,241	\$ 673	\$ 2,292	\$ 222				
6	46	26	38	36	45	39	38	48	36	732.4	16.8	1,273.3	721.3	1,291.0	1,083.5	896.5	2,164.7	1,359.0	\$ 2,343	\$ 1,030	\$ 2,551	\$ 2,135	\$ 2,909	\$ 2,503	\$ 2,724	\$ 4,210	\$ 2,229				
7	48	37	43	46	47	50	50	51	47	1,223.1	644.3	1,079.0	784.7	1,350.7	1,387.3	2,898.2	1,907.3	2,157.2	\$ 3,015	\$ 1,863	\$ 2,584	\$ 2,387	\$ 3,012	\$ 3,162	\$ 5,276	\$ 3,907	\$ 3,241				
8	46	44	43	52	48	46	47	54	53	1,002.8	905.5	1,120.9	1,483.7	1,530.4	2,207.7	2,829.6	2,885.7	3,009.0	\$ 2,763	\$ 2,504	\$ 2,666	\$ 3,205	\$ 3,243	\$ 3,299	\$ 5,013	\$ 4,597	\$ 4,301				
9	49	49	50	46	46	53	48	56	54	815.6	1,374.6	1,274.2	817.6	1,226.4	1,726.4	2,705.8	2,544.3	3,150.0	\$ 2,524	\$ 3,007	\$ 2,909	\$ 2,478	\$ 2,820	\$ 3,700	\$ 4,900	\$ 4,780	\$ 4,564				
10	24	38	32	38	42	41	29	44	43	362.7	517.3	539.1	392.3	606.2	1,688.6	1,419.9	1,370.4	1,785.5	\$ 1,053	\$ 1,708	\$ 1,505	\$ 1,352	\$ 1,543	\$ 3,202	\$ 2,374	\$ 3,147	\$ 2,817				
11	7	25	8	13	12	18	14	11	18	17.9	112.0	140.6	113.8	214.1	259.7	203.3	90.6	270.1	\$ 264	\$ 1,120	\$ 278	\$ 395	\$ 488	\$ 737	\$ 634	\$ 1,081	\$ 620				
12	7	12	6	5	5	10	12	22	14	3.1	2.4	4.4	6.5	4.4	3.7	2.1	474.9	89.5	\$ 170	\$ 404	\$ 116	\$ 230	\$ 170	\$ 249	\$ 392	\$ 973	\$ 353				
	41	34	38	40	42	43	38	30	28	5,045.2	3,587.7	5,504.8	4,431.9	6,474.8	8,745.8	10,973.5	12,118.3	12,592.1	\$ 16,157	\$ 12,527	\$ 14,942	\$ 14,125	\$ 15,974	\$ 18,548	\$ 23,001	\$ 26,221	\$ 19,520				
	Averages (May - October irrigation season)										Totals										Totals										



BANGOR DITCH WATER CONSUMPTION: 1997 - 2005

Month	Customers (Active)										Volume (x 1,000 cf)										Revenue										
	1997	1998	1999	2000	2001	2002	2003	2004	2005	2006	1997	1998	1999	2000	2001	2002	2003	2004	2005	2006	1997	1998	1999	2000	2001	2002	2003	2004	2005	2006	
	1	131	142	150	156	166	169	153	166	183	157	340.30	377.22	537.94	837.44	859.72	346.08	117.70	298.02	783.28	999.46	\$ 2,820	\$ 3,122	\$ 3,105	\$ 3,435	\$ 3,568	\$ 3,026	\$ 2,781	\$ 3,888	\$ 3,896	\$ 3,866
2	131	143	147	153	143	168	171	164	163	155	81.70	213.70	400.80	303.18	361.76	293.68	266.06	154.00	663.21	844.31	\$ 2,604	\$ 3,089	\$ 2,887	\$ 2,803	\$ 3,020	\$ 2,961	\$ 4,122	\$ 3,650	\$ 3,729	\$ 3,730	
3	134	141	143	153	163	168	169	164	163	153	146.38	220.94	211.76	754.78	372.62	97.02	133.18	132.34	720.10	643.28	\$ 2,704	\$ 2,883	\$ 2,658	\$ 3,264	\$ 3,033	\$ 3,018	\$ 3,860	\$ 3,682	\$ 3,741	\$ 3,441	
4	151	139	146	160	165	174	168	178	170		475.96	272.62	292.12	461.80	487.16	431.74	187.56	522.04	252.86		\$ 3,893	\$ 2,797	\$ 2,778	\$ 3,265	\$ 3,206	\$ 3,219	\$ 4,034	\$ 4,479	\$ 3,904		
5	189	147	173	179	191	204	184	212	187		6,328.90	502.84	1,747.80	3,072.74	1,674.56	2,480.72	288.72	5,044.56	1,191.70		\$ 9,693	\$ 3,230	\$ 4,845	\$ 6,184	\$ 4,883	\$ 5,786	\$ 4,464	\$ 9,950	\$ 5,274		
6	187	167	196	200	211	216	212	219	212		9,931.34	1,045.74	6,716.56	6,947.80	8,703.04	6,959.76	4,964.58	7,615.46	3,867.78		\$ 13,629	\$ 4,148	\$ 10,360	\$ 10,482	\$ 12,439	\$ 10,641	\$ 9,842	\$ 12,741	\$ 8,689		
7	196	188	203	210	216	223	220	241	219		9,294.92	5,275.60	9,879.98	10,891.28	11,582.04	11,067.80	8,588.32	12,886.23	6,726.16		\$ 13,082	\$ 8,769	\$ 13,703	\$ 14,675	\$ 15,467	\$ 14,963	\$ 13,871	\$ 18,402	\$ 11,780		
8	196	200	207	213	219	227	220	229	226		10,350.72	9,612.98	10,020.84	9,182.30	11,999.64	10,774.98	11,602.54	11,088.18	9,128.26		\$ 14,168	\$ 13,326	\$ 13,876	\$ 12,941	\$ 15,918	\$ 14,707	\$ 16,675	\$ 16,533	\$ 14,425		
9	189	197	204	221	220	226	221	226	223		9,246.50	9,359.26	10,184.08	11,723.20	11,423.02	10,348.92	9,755.90	10,421.12	10,175.54		\$ 12,945	\$ 13,000	\$ 13,983	\$ 15,704	\$ 15,307	\$ 14,357	\$ 14,926	\$ 15,787	\$ 15,496		
10	171	188	197	202	215	219	216	216	221		6,729.00	7,590.02	8,797.80	8,352.52	7,999.32	8,768.44	9,115.18	7,235.44	6,960.94		\$ 9,967	\$ 11,036	\$ 12,428	\$ 11,923	\$ 11,707	\$ 13,508	\$ 14,196	\$ 12,207	\$ 11,990		
11	123	170	181	182	195	199	196	182	185		1,925.90	4,401.70	4,334.72	2,553.02	3,808.04	9,929.70	4,545.10	1,943.22	3,803.24		\$ 4,908	\$ 7,320	\$ 7,401	\$ 5,548	\$ 6,995	\$ 13,400	\$ 8,930	\$ 5,912	\$ 7,743		
12	147	152	159	171	173	178	172	176	165		449.30	355.28	587.18	690.56	537.32	718.90	548.50	1,022.73	815.70		\$ 3,207	\$ 2,939	\$ 3,283	\$ 3,438	\$ 3,261	\$ 3,510	\$ 4,298	\$ 2,930	\$ 4,314		
	162	165	176	183	190	198	192	198	155		55,300.92	39,227.90	53,711.58	55,770.62	59,808.24	62,217.74	50,113.34	58,363.33	45,088.77		\$ 93,620	\$ 75,659	\$ 91,306	\$ 93,662	\$ 98,806	\$ 103,095	\$ 102,000	\$ 110,160	\$ 94,980		
	Averages										Totals										Totals										



PALERMO DITCH WATER CONSUMPTION: 1997 - 2005

Month	Customers (Active)										Volume (x 1,000 cf)										Revenue									
	1997	1998	1999	2000	2001	2002	2003	2004	2005	2005	1997	1998	1999	2000	2001	2002	2003	2004	2005	2006	1997	1998	1999	2000	2001	2002	2003	2004	2005	2006
	1	66	64	70	70	70	78	56	75	71	71	178.86	180.56	214.12	236.90	189.36	220.22	84.60	219.66	342.90	491.02	\$ 1,579	\$ 1,476	\$ 1,487	\$ 1,465	\$ 1,380	\$ 1,491	\$ 1,067	\$ 1,945	\$ 1,548
2	63	60	67	67	70	76	73	72	68	69	136.76	186.24	126.06	97.27	187.48	230.52	148.02	208.66	519.50	426.59	\$ 1,510	\$ 1,393	\$ 1,363	\$ 1,384	\$ 1,370	\$ 1,435	\$ 1,746	\$ 1,881	\$ 1,828	\$ 1,728
3	67	63	61	67	68	76	74	72	68	70	254.78	165.84	559.58	75.67	180.76	197.06	206.80	169.64	546.35	420.94	\$ 1,607	\$ 1,405	\$ 1,405	\$ 1,518	\$ 1,330	\$ 1,296	\$ 1,412	\$ 1,825	\$ 1,839	\$ 1,824
4	116	63	66	81	73	86	76	72	68		3,483.10	197.96	284.32	965.60	354.76	417.56	275.42	444.95	549.72		\$ 5,777	\$ 1,438	\$ 1,309	\$ 2,982	\$ 1,600	\$ 1,766	\$ 1,976	\$ 2,126	\$ 1,838	
5	163	79	146	103	157	175	86	185	88		7,347.80	627.76	4,639.00	1,527.22	5,476.48	5,682.40	323.98	6,617.18	941.42		\$ 10,369	\$ 2,187	\$ 7,098	\$ 3,498	\$ 7,980	\$ 8,465	\$ 2,336	\$ 10,754	\$ 2,606	
6	192	110	189	175	191	205	196	199	175		9,008.54	2,202.32	8,501.10	7,030.98	8,965.98	8,406.36	8,581.26	8,260.96	6,450.06		\$ 12,456	\$ 4,200	\$ 11,644	\$ 10,768	\$ 12,111	\$ 11,617	\$ 12,902	\$ 12,650	\$ 9,832	
7	197	200	193	189	199	204	214	198	202		10,829.98	9,739.26	9,988.64	6,678.91	9,891.16	9,241.96	8,396.05	8,020.61	8,669.57		\$ 14,403	\$ 13,181	\$ 13,279	\$ 10,991	\$ 13,104	\$ 11,704	\$ 13,069	\$ 12,389	\$ 12,637	
8	194	206	197	196	206	215	219	206	209		9,851.88	9,902.92	8,536.10	7,681.16	9,890.66	9,912.98	11,834.39	7,764.92	10,344.43		\$ 13,314	\$ 13,376	\$ 11,811	\$ 12,577	\$ 13,227	\$ 13,375	\$ 15,693	\$ 13,173	\$ 14,545	
9	181	193	190	182	200	212	217	196	201		8,195.80	10,437.54	9,035.80	6,562.26	9,364.84	9,801.94	9,473.72	9,199.26	9,462.04		\$ 11,452	\$ 13,793	\$ 12,264	\$ 10,717	\$ 12,663	\$ 13,247	\$ 14,330	\$ 13,699	\$ 13,495	
10	123	147	178	154	169	187	173	172	165		2,949.44	5,460.60	6,136.88	2,805.99	4,944.42	6,665.24	5,406.14	4,468.28	5,425.76		\$ 5,245	\$ 8,176	\$ 9,106	\$ 5,972	\$ 7,664	\$ 9,642	\$ 9,324	\$ 8,331	\$ 8,640	
11	55	85	91	79	98	142	102	79	91		831.88	795.18	623.20	382.40	1,019.00	963.32	862.74	227.80	883.35		\$ 2,475	\$ 2,266	\$ 2,142	\$ 1,802	\$ 2,517	\$ 2,799	\$ 3,130	\$ 2,024	\$ 2,587	
12	58	71	71	74	79	76	84	75	75		184.70	205.20	323.26	121.03	301.30	197.90	272.54	539.79	538.60		\$ 1,593	\$ 1,489	\$ 1,576	\$ 1,408	\$ 1,597	\$ 1,236	\$ 2,203	\$ 1,171	\$ 1,938	
Averages	123	112	127	120	132	144	131	133	123		53,253.52	40,101.38	48,968.06	34,165.39	50,766.20	51,937.46	45,865.66	46,141.72	44,673.70		\$ 81,781	\$ 64,382	\$ 74,597	\$ 64,893	\$ 76,508	\$ 78,188	\$ 79,600	\$ 81,984	\$ 73,318	
	Averages										Totals										Totals									

