



SOUTH FEATHER WATER & POWER AGENCY

TO: Board of Directors

FROM: Jennifer Slinkard, Finance Division Manager

DATE: June 21, 2006

RE: General Information (regarding matters not scheduled on the agenda)
06/27/06 Board of Directors Meeting

South Feather Relicensing Consulting Services

Devine, Tarbell and Associates, Inc. (DTA), consultant for the South Feather Project relicensing submitted its Monthly Activity Report for the period of March 27, 2006 through April 30, 2006 in the amount of \$68,476.64.

Woodleaf Generation Enhancement

The April and May data on revenue earned from the tailwater depression (TWD) system at the Woodleaf Powerhouse shows that the TWD system was responsible for an additional 7,722,855 KWH during April and 2,890,617 during May. This resulted in the Agency earning \$291,151.63 and \$84,536.09 in revenue for those two months. The entire 2006 annual budget for revenue from this source is \$75,000. As of May, \$800,879.45 in revenue over and above our budgeted amount has been earned.

Sly Creek Recreation Area

Northwest Park Management (NPM) submitted its Monthly Activity Report for the period of May 1, 2006 through May 31, 2006. The total campground fees collected in May were \$5,247.00 and the monthly NPM charge to the Agency is \$7,129.24, leaving a balance due to NPM of \$1,882.24.

Surplus Equipment

In May, an ad was run in the Oroville Mercury Register for three pieces of surplus equipment to be sold by sealed bid. A 1994 GMC Sierra with a failed transmission was sold for \$410, a 1992 Ford Ranger with a failed transmission went for \$300, and a Lincoln Mod 250 Wirematic Welder sold for \$300. The two trucks and the welder were all paid for and picked up in early June.

ACWA/JPIA Workers' Compensation Program

The ACWA/JPIA's Workers' Compensation Program will renew on July 1, 2006. The JPIA's Executive Committee approved a 10% reduction in the rates charged for each of the payroll classifications, effective July 1, 2006. The Agency will see the decreased rates on its September 30th, 2006 bill.

ACWA/JPIA 2006 Dental Plan Renewal

ACWA/JPIA announced that the contract with Delta Dental of California has been renewed for another year, effective July 1, 2006. The Delta Premier/DPO Plan and the Delta PMI plan will both renew at in-force rates. All benefits remain the same as currently in force with a slight enhancement to the sealant policy. The Agency's current monthly premium is \$4,487.00.

ACWA/JPIA 2006 Disability Plan Renewal

The ACWA Disability Plan will renew for one year, effective July 1, 2006, with a reduction to current rates. The Short Term Disability rates will decrease by 10% and the Long Term Disability rates will decrease by 15%. Currently, these benefits are offered through the Standard Insurance Company.

2006 SUMMARY FINANCIAL REPORT
South Feather Water and Power Agency - Water Division
As of May 31, 2006

O&M SUMMARY

Account Division	Description	Actual This Month	Year-to-Date			2006 ANNUAL BUDGET
			Actual	%	Remaining	
	O&M EXPENSES					
51000	WATER SOURCE	\$ -	\$ -	0.00%	\$ 12,900	\$ 12,900
52000	ENVIRON. HEALTH & SAFETY	\$ -	\$ 3,307	6.07%	\$ 51,193	\$ 54,500
53000	WATER TREAT. PLANT	\$ 35,571	\$ 180,789	42.15%	\$ 248,111	\$ 428,900
54000	TRANS. & DIST. (T & D)	\$ 74,792	\$ 380,215	36.92%	\$ 649,585	\$ 1,029,800
55000	CUSTOMER ACCOUNT	\$ 30,300	\$ 146,174	48.53%	\$ 155,026	\$ 301,200
56000	GENERAL ADMIN. & PLANT	\$ 199,561	\$ 969,339	43.85%	\$ 1,241,061	\$ 2,210,400
57000	SUNDRY BILLINGS & EXP CR.	\$ (17,279)	\$ (77,572)	45.63%	\$ (92,428)	\$ (170,000)
58000	INFORMATION TECHNOLOGY	\$ 6,965	\$ 11,844	8.57%	\$ 126,356	\$ 138,200
59000	NON-OPERATING	\$ 225			\$ -	\$ -
	TOTAL O&M EXPENSES	\$ 330,135	\$ 1,614,095	40.29%	\$ 2,391,805	\$ 4,005,900
	O&M REVENUE					
41000	WATER SALES	\$ 578,583	\$ 1,907,504	51.82%	\$ 1,773,196	\$ 3,680,700
42000	WATER SERVICE CHARGES	\$ 89,670	\$ 185,941	28.83%	\$ 459,059	\$ 645,000
49000	NON-OPERATING REVENUE	\$ 54,619	\$ 433,173	43.90%	\$ 553,628	\$ 986,800
	TOTAL O&M REVENUE	\$ 722,871	\$ 2,526,617	47.56%	\$ 2,785,883	\$ 5,312,500
	O&M BALANCE:	\$ 392,736	\$ 912,523	69.84%	\$ 394,077	\$ 1,306,600

DEBT SERVICE

Account Division	Description	Actual This Month	Year-to-Date			2006 ANNUAL BUDGET
			Actual	%	Remaining	
21413	EDA Loan Principal	\$ -	\$ -	0.00%	\$ 10,500	\$ 10,500
21414	MRTP Principal	\$ -	\$ -	0.00%	\$ 85,000	\$ 85,000
21415	'95 COP Principal	\$ -	\$ 580,000	100.00%	\$ -	\$ 580,000
21419	'03 COP Principal	\$ -	\$ -		\$ -	\$ -
59450	Interest, EDA Loan	\$ -	\$ -	0.00%	\$ 8,300	\$ 8,300
59570	Interest, MRTP Bonds	\$ -	\$ 46,250	50.00%	\$ 46,250	\$ 92,500
59571	'95 COP Interest	\$ -	\$ 68,750	56.54%	\$ 52,850	\$ 121,600
59572	'03 COP Interest	\$ -	\$ 70,034	49.99%	\$ 70,066	\$ 140,100
	TOTAL DEBT SERVICE	\$ -	\$ 765,034	73.70%	\$ 272,966	\$ 1,038,000

2006 SUMMARY FINANCIAL REPORT
South Feather Water and Power Agency - Water Division
As of May 31, 2006

CAPITAL OUTLAY SUMMARY

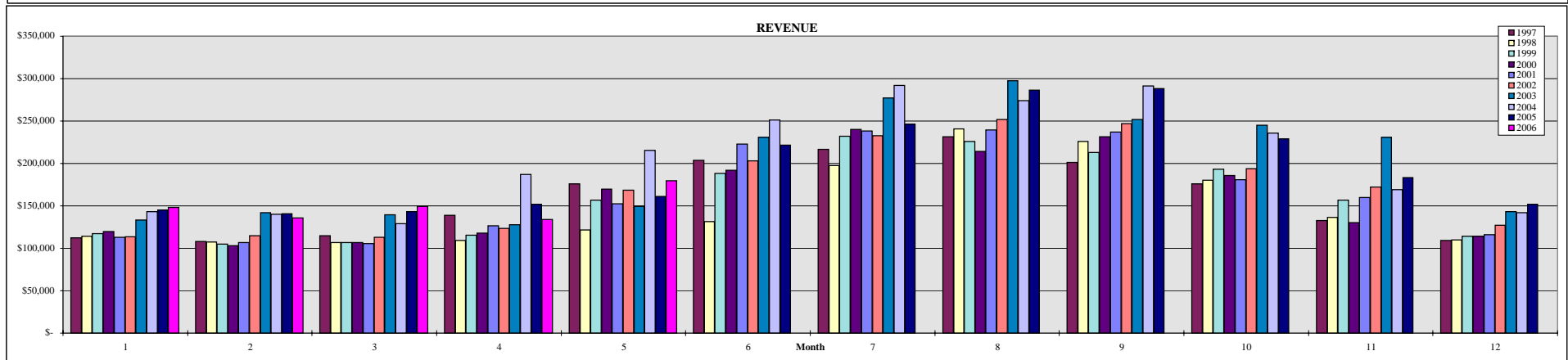
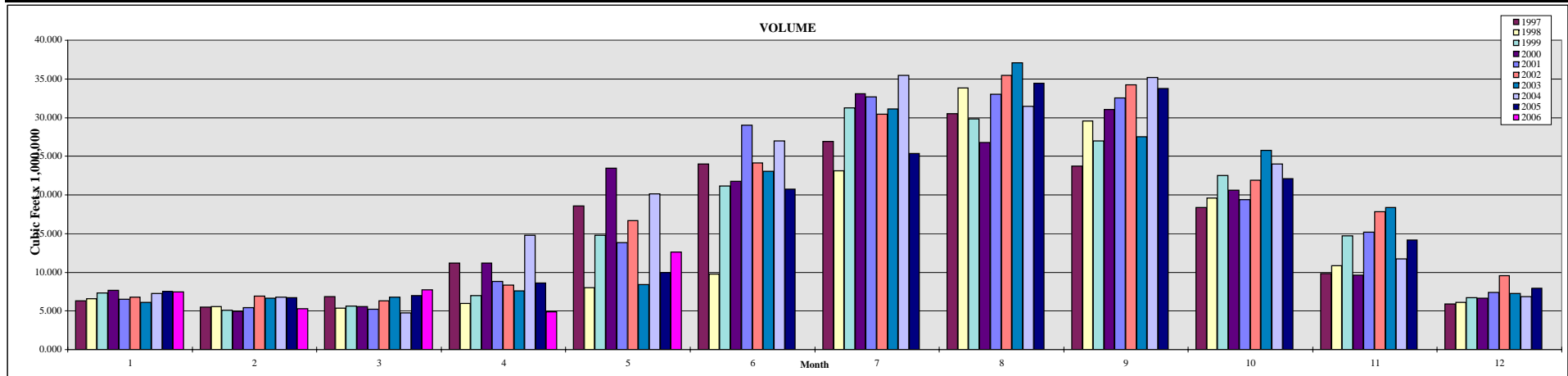
Account Division	Description	Actual This Month	Year-to-Date			2006 ANNUAL BUDGET
			Actual	%	Remaining	
	CAPITAL OUTLAY EXPENSES					
	Betterments	\$ 15,117	\$ 32,223	33.39%	\$ 64,277	\$ 96,500
	Distribution System Projects	\$ -	\$ 32	0.05%	\$ 71,468	\$ 71,500
	Irrigation System Projects	\$ -	\$ -	0.00%	\$ 99,900	\$ 99,900
	FERC Relicensing	\$ 2,515	\$ 231,417	83.51%	\$ 45,683	\$ 277,099
	Office Remodel/Expansion Project	\$ 27,769	\$ 285,683		\$ (285,683)	\$ -
	M RTP Clearwell Cover	\$ -	\$ 1,733		\$ (1,733)	\$ -
	O&M Contingency Fund	\$ -	\$ -		\$ -	\$ -
	TOTAL CAPITAL OUTLAY EXPENSES	\$ 45,400	\$ 551,088	101.12%	\$ (6,089)	\$ 544,999
	RESERVES TRANSFERRED TO FUND CAPITAL OUTLAY					
	System Capacity Charge Fund	\$ -	\$ -		\$ -	
	Building Expansion	\$ -	\$ 200,000		\$ (200,000)	
	FERC Relicensing Fund	\$ 160,627	\$ 356,057	128.49%	\$ (78,958)	\$ 277,099
	TOTAL RESERVES TRANSFERRED	\$ 160,627	\$ 556,057	200.67%	\$ (278,958)	\$ 277,099
	CAPITAL OUTLAY BALANCE:	\$ 115,227	\$ 4,969	-1.85%	\$ (272,869)	\$ (267,900)

	Balance This Month	Year-to-Date		2006 ANNUAL BUDGET
		Balance	Difference	
TOTAL BALANCE:	\$ 507,962	\$ 152,457	\$ (151,757)	\$ 700

RESERVE BALANCES	As of 12/31/2005	As of 5/31/2006	2006 Reserve Activity
General Fund	\$10,312	\$150,840	\$140,528
System Capacity Charges	\$908,361	\$1,040,315	\$131,954
South Fork Project FERC Relicensing Fund	\$611,406	\$165,238	(\$446,168)
Building Expansion	\$299,779	\$47,357	(\$252,422)
TOTAL	\$1,829,858	\$1,403,751	(\$426,107)

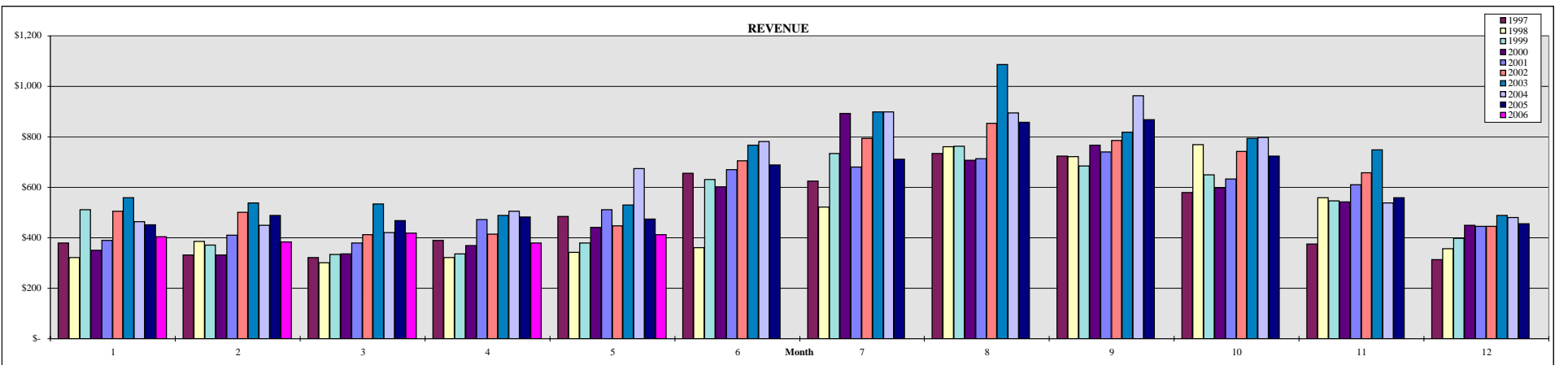
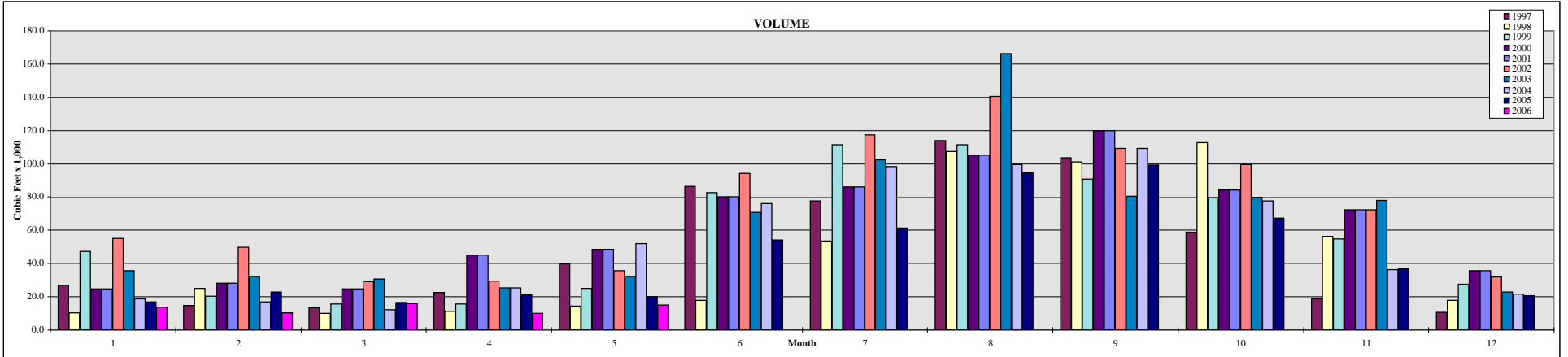
MINERS RANCH TREATMENT PLANT CONSUMPTION: 1997 - 2005

Month	Customers (Active)										Volume (x 1,000,000 cf)								Revenue											
	1997	1998	1999	2000	2001	2002	2003	2004	2005	2006	1997	1998	1999	2000	2001	2002	2003	2004	2005	2006	1997	1998	1999	2000	2001	2002	2003	2004	2005	2006
	1	5,970	5,892	6,038	6,061	6,113	6,173	6,313	6,429	6,474	6,573	6,328	6,591	7,295	7,639	6,487	6,775	6,122	7,271	7,554	7,448	\$ 112,556	\$ 114,155	\$ 117,445	\$ 119,450	\$ 113,477	\$ 113,641	\$ 143,027	\$ 145,277	\$ 148,137
2	5,970	5,989	6,023	6,052	6,120	6,176	6,339	6,420	6,471	6,587	5,515	5,569	5,070	4,955	5,431	6,936	6,628	6,796	6,691	5,292	\$ 108,066	\$ 107,507	\$ 104,657	\$ 103,050	\$ 106,726	\$ 115,056	\$ 141,679	\$ 140,355	\$ 140,867	\$ 135,734
3	5,967	5,996	6,018	6,099	6,112	6,185	6,352	6,418	6,491	6,599	6,819	5,364	5,643	5,566	5,228	6,334	6,774	4,730	6,973	7,711	\$ 114,730	\$ 106,584	\$ 106,598	\$ 107,018	\$ 105,612	\$ 113,010	\$ 139,244	\$ 128,788	\$ 143,055	\$ 149,585
4	5,968	5,995	6,035	6,065	6,123	6,195	6,351	6,431	6,504	6,601	11,161	5,974	6,981	11,165	8,803	8,342	7,575	14,813	8,602	4,902	\$ 138,796	\$ 109,558	\$ 115,190	\$ 118,114	\$ 126,323	\$ 123,744	\$ 127,524	\$ 186,929	\$ 152,140	\$ 134,041
5	5,983	6,001	6,050	6,080	6,122	6,193	6,350	6,425	6,521	6,617	18,576	7,992	14,773	23,474	13,808	16,710	8,391	20,148	9,999	12,634	\$ 176,184	\$ 121,684	\$ 156,999	\$ 169,787	\$ 152,637	\$ 168,473	\$ 149,448	\$ 215,567	\$ 161,093	\$ 179,334
6	5,987	6,003	6,062	6,079	6,138	6,185	6,362	6,430	6,523		24,010	9,754	21,119	21,765	29,002	24,116	23,040	26,978	20,752		\$ 203,567	\$ 131,788	\$ 188,176	\$ 192,266	\$ 222,846	\$ 203,323	\$ 230,840	\$ 250,942	\$ 221,634	
7	6,001	6,019	6,067	6,090	6,146	6,212	6,372	6,447	6,523		26,938	23,137	31,259	33,114	32,707	30,445	31,117	35,443	25,326		\$ 216,473	\$ 197,732	\$ 232,307	\$ 239,881	\$ 238,548	\$ 232,671	\$ 277,024	\$ 292,074	\$ 246,343	
8	6,002	6,036	6,063	6,103	6,148	6,222	6,403	6,451	6,536		30,486	33,858	29,800	26,787	33,005	35,448	37,053	31,434	34,428		\$ 231,757	\$ 240,693	\$ 225,949	\$ 214,049	\$ 239,424	\$ 251,741	\$ 297,688	\$ 273,996	\$ 286,438	
9	6,004	6,042	6,059	6,114	6,152	6,251	6,396	6,463	6,536		23,736	29,575	26,951	31,057	32,518	34,240	27,494	35,193	33,775		\$ 201,009	\$ 225,969	\$ 213,264	\$ 231,555	\$ 236,950	\$ 247,204	\$ 251,588	\$ 291,115	\$ 288,492	
10	5,998	6,036	6,061	6,120	6,156	6,257	6,407	6,463	6,543		18,402	19,618	22,506	20,615	19,410	21,874	25,796	23,999	22,126		\$ 175,703	\$ 179,970	\$ 193,395	\$ 185,800	\$ 180,771	\$ 193,918	\$ 244,822	\$ 235,668	\$ 229,208	
11	5,987	6,041	6,060	6,125	6,162	6,244	6,406	6,460	6,558		9,814	10,814	14,678	9,599	15,217	17,848	18,403	11,714	14,193		\$ 132,952	\$ 136,419	\$ 156,601	\$ 130,495	\$ 160,144	\$ 172,334	\$ 230,893	\$ 169,262	\$ 183,401	
12	5,981	6,045	6,059	6,123	6,174	6,241	6,404	6,477	6,565		5,872	6,073	6,745	6,673	7,380	9,536	7,259	6,858	7,959		\$ 109,560	\$ 110,076	\$ 113,990	\$ 114,130	\$ 116,335	\$ 126,989	\$ 143,185	\$ 142,156	\$ 151,576	
	5,985	6,008	6,050	6,093	6,139	6,211	6,371	6,443	6,520	6,595	187,657	164,318	192,823	202,410	208,996	218,603	205,651	225,378	198,380	37,988	\$ 1,921,354	\$ 1,782,134	\$ 1,924,573	\$ 1,925,595	\$ 1,999,557	\$ 2,061,941	\$ 2,367,575	\$ 2,469,879	\$ 2,349,523	\$ 746,831
	Averages										Totals								Totals											



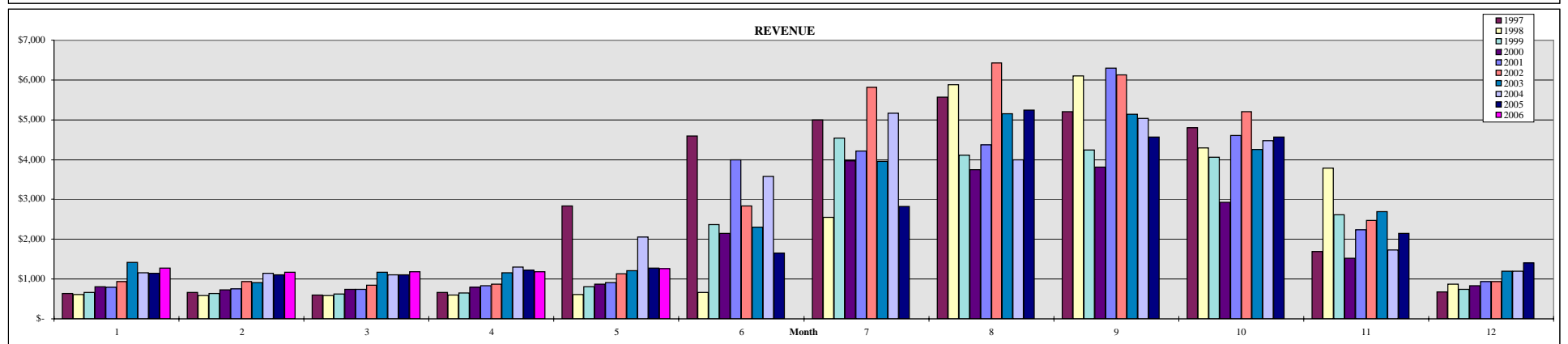
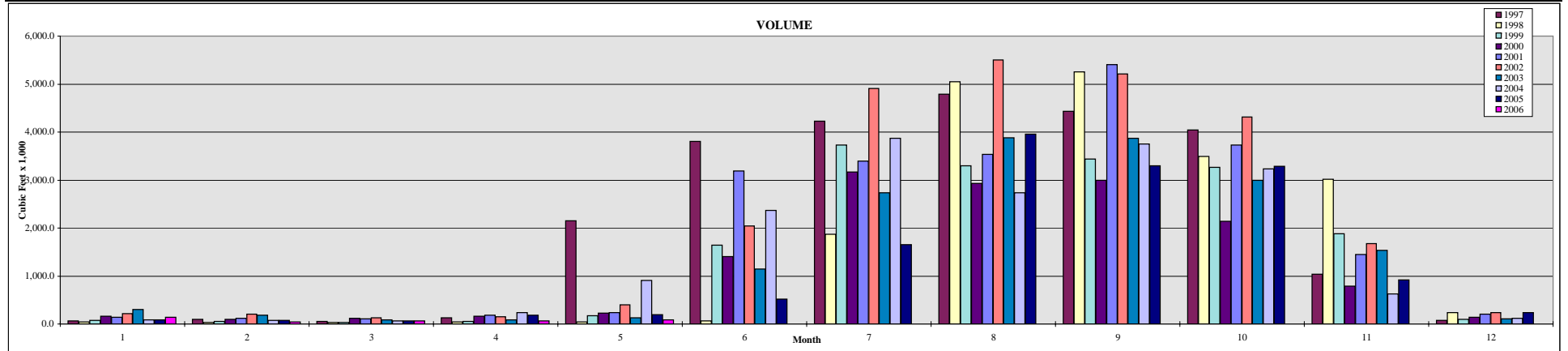
BANGOR TREATMENT PLANT CONSUMPTION: 1997 - 2005

Month	Customers (Active)										Volume (x 1,000 cf)										Revenue									
	1997	1998	1999	2000	2001	2002	2003	2004	2005	2006	1997	1998	1999	2000	2001	2002	2003	2004	2005	2006	1997	1998	1999	2000	2001	2002	2003	2004	2005	2006
1	20	20	19	18	18	19	22	22	22	24	26.9	10.4	47.3	24.6	24.6	55.0	35.7	18.9	17.0	13.9	\$ 378	\$ 321	\$ 511	\$ 350	\$ 390	\$ 505	\$ 558	\$ 463	\$ 451	\$ 404
2	20	20	19	18	18	19	22	22	22	23	14.7	24.9	20.3	28.3	28.3	49.7	32.3	16.9	23.0	10.4	\$ 332	\$ 385	\$ 371	\$ 333	\$ 410	\$ 501	\$ 538	\$ 450	\$ 489	\$ 384
3	20	20	18	18	18	19	23	22	24	23	13.5	10.1	15.7	24.7	24.7	29.0	30.7	12.3	16.6	16.0	\$ 322	\$ 300	\$ 334	\$ 336	\$ 380	\$ 412	\$ 533	\$ 421	\$ 468	\$ 419
4	21	19	19	17	18	19	23	22	23	23	22.4	11.4	15.5	45.0	45.0	29.5	25.3	25.4	21.2	9.9	\$ 390	\$ 322	\$ 336	\$ 368	\$ 472	\$ 415	\$ 489	\$ 505	\$ 483	\$ 380
5	21	19	19	17	18	19	22	22	23	23	39.7	14.4	24.9	48.4	48.4	35.8	32.4	52.0	19.9	15.0	\$ 485	\$ 342	\$ 380	\$ 442	\$ 512	\$ 448	\$ 530	\$ 675	\$ 474	\$ 413
6	20	19	19	18	18	19	21	22	23		86.4	18.0	82.6	80.1	80.1	94.2	70.9	76.2	54.3		\$ 656	\$ 361	\$ 632	\$ 602	\$ 670	\$ 704	\$ 766	\$ 781	\$ 688	
7	19	20	19	18	18	19	21	22	24		77.7	53.5	111.4	86.1	86.1	117.3	102.3	98.4	61.3		\$ 624	\$ 521	\$ 734	\$ 892	\$ 680	\$ 794	\$ 899	\$ 900	\$ 712	
8	19	20	18	18	18	19	21	22	24		114.1	107.5	111.6	105.1	105.1	140.5	166.1	99.4	94.5		\$ 734	\$ 761	\$ 763	\$ 707	\$ 713	\$ 854	\$ 1,086	\$ 895	\$ 858	
9	19	19	18	18	18	21	21	22	23		103.6	101.2	90.7	119.8	119.8	109.1	80.6	109.3	99.2		\$ 723	\$ 721	\$ 685	\$ 767	\$ 740	\$ 785	\$ 818	\$ 962	\$ 867	
10	20	20	18	18	18	20	22	22	23		59.0	112.8	79.5	84.1	84.1	99.4	79.7	77.6	67.2		\$ 579	\$ 769	\$ 649	\$ 598	\$ 633	\$ 743	\$ 795	\$ 797	\$ 723	
11	20	19	18	18	18	19	22	22	23		18.7	56.4	54.8	72.4	72.4	72.2	77.9	36.2	37.0		\$ 376	\$ 559	\$ 547	\$ 542	\$ 610	\$ 657	\$ 749	\$ 538	\$ 559	
12	20	19	18	18	18	19	21	22	23		10.5	17.8	27.4	35.7	35.7	31.8	22.9	21.5	20.7		\$ 313	\$ 356	\$ 397	\$ 449	\$ 446	\$ 445	\$ 489	\$ 480	\$ 456	
	20	20	19	18	18	20	22	22	23	23	587.2	538.4	681.7	754.3	754.3	863.5	756.8	644.1	531.9	65.2	\$ 5,912	\$ 5,719	\$ 6,340	\$ 6,385	\$ 6,655	\$ 7,261	\$ 8,249	\$ 7,866	\$ 7,229	\$ 2,000
	Averages										Totals										Totals									



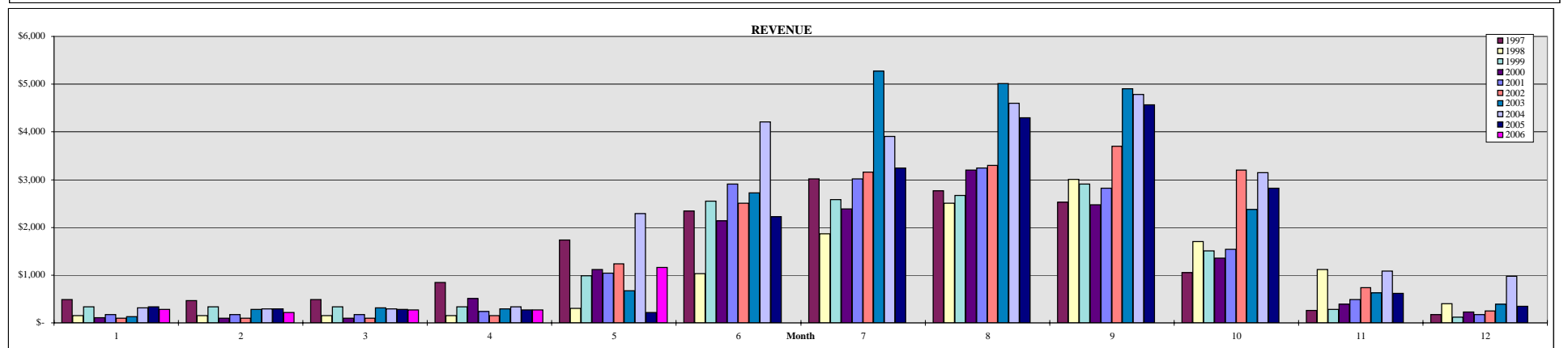
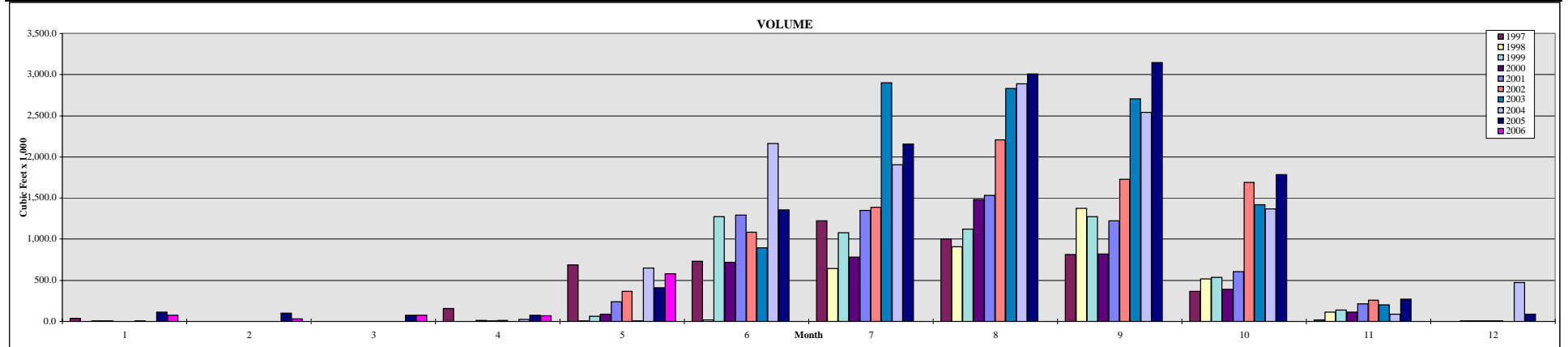
COMMUNITY LINE WATER CONSUMPTION: 1997 - 2005

Month	Customers (Active)										Volume (x 1,000 cf)										Revenue									
	1997	1998	1999	2000	2001	2002	2003	2004	2005	2006	1997	1998	1999	2000	2001	2002	2003	2004	2005	2006	1997	1998	1999	2000	2001	2002	2003	2004	2005	2006
1	51	51	53	58	59	65	63	61	60	65	68.3	46.5	80.4	165.7	141.7	211.6	305.8	84.9	89.8	136.5	\$ 631	\$ 609	\$ 668	\$ 809	\$ 794	\$ 933	\$ 1,417	\$ 1,155	\$ 1,142	\$ 1,278
2	51	51	54	57	58	65	59	61	59	64	100.8	29.9	49.5	101.9	119.0	209.2	183.8	70.9	74.9	47.5	\$ 665	\$ 592	\$ 641	\$ 732	\$ 761	\$ 930	\$ 913	\$ 1,141	\$ 1,110	\$ 1,165
3	50	50	54	57	58	65	62	59	59	64	52.8	34.2	29.0	116.4	105.4	125.7	89.9	65.3	68.3	67.8	\$ 603	\$ 585	\$ 624	\$ 747	\$ 747	\$ 844	\$ 1,166	\$ 1,100	\$ 1,103	\$ 1,190
4	52	50	54	58	58	65	61	60	59	64	126.5	44.7	54.6	158.0	186.3	150.0	85.9	238.9	179.2	67.6	\$ 662	\$ 596	\$ 650	\$ 793	\$ 830	\$ 868	\$ 1,154	\$ 1,296	\$ 1,217	\$ 1,190
5	58	52	57	58	63	66	62	64	62	67	2,147.8	44.6	177.5	227.0	236.7	399.7	125.1	908.6	189.2	86.9	\$ 2,838	\$ 616	\$ 810	\$ 872	\$ 911	\$ 1,138	\$ 1,214	\$ 2,056	\$ 1,280	\$ 1,262
6	59	53	61	63	65	67	64	65	64		3,805.1	67.6	1,644.0	1,410.4	3,185.5	2,045.4	1,151.2	2,372.5	515.6		\$ 4,593	\$ 663	\$ 2,364	\$ 2,152	\$ 3,990	\$ 2,836	\$ 2,306	\$ 3,581	\$ 1,651	
7	58	59	64	66	65	69	65	67	64		4,228.5	1,867.8	3,726.3	3,171.5	3,395.3	4,911.0	2,729.9	3,873.0	1,652.2		\$ 5,002	\$ 2,550	\$ 4,542	\$ 3,972	\$ 4,212	\$ 5,815	\$ 3,949	\$ 5,162	\$ 2,822	
8	58	62	65	66	66	69	66	67	67		4,789.2	5,044.3	3,302.3	2,934.2	3,534.6	5,507.4	3,884.0	2,738.5	3,957.9		\$ 5,571	\$ 5,878	\$ 4,116	\$ 3,748	\$ 4,367	\$ 6,432	\$ 5,196	\$ 3,993	\$ 5,239	
9	58	63	64	66	67	69	66	67	67		4,432.7	5,248.8	3,438.5	2,991.5	5,401.0	5,209.8	3,874.6	3,752.9	3,300.4		\$ 5,204	\$ 6,099	\$ 4,246	\$ 3,807	\$ 6,300	\$ 6,125	\$ 5,146	\$ 5,038	\$ 4,572	
10	58	63	63	66	69	69	67	66	68		4,047.1	3,491.6	3,266.2	2,141.8	3,729.5	4,317.6	2,996.6	3,229.3	3,283.3		\$ 4,807	\$ 4,289	\$ 4,057	\$ 2,932	\$ 4,606	\$ 5,206	\$ 4,259	\$ 4,479	\$ 4,561	
11	58	63	62	65	68	67	64	62	68		1,032.8	3,020.6	1,876.5	788.1	1,448.6	1,680.5	1,531.5	625.5	923.8		\$ 1,685	\$ 3,791	\$ 2,615	\$ 1,526	\$ 2,236	\$ 2,468	\$ 2,697	\$ 1,729	\$ 2,142	
12	55	57	58	62	66	63	62	61	66		70.9	233.7	96.8	141.6	210.8	236.1	113.2	122.1	240.7		\$ 678	\$ 868	\$ 738	\$ 828	\$ 943	\$ 936	\$ 1,202	\$ 1,193	\$ 1,403	
	56	56	59	62	64	67	63	63	65		24,902.5	19,174.3	17,741.6	14,348.1	21,694.4	25,004.0	17,071.5	18,082.4	14,475.3	406.3	\$ 32,940	\$ 27,136	\$ 26,072	\$ 22,918	\$ 30,695	\$ 34,532	\$ 30,579	\$ 31,923	\$ 6,084	\$ 6,084
	Averages										Totals										Totals									



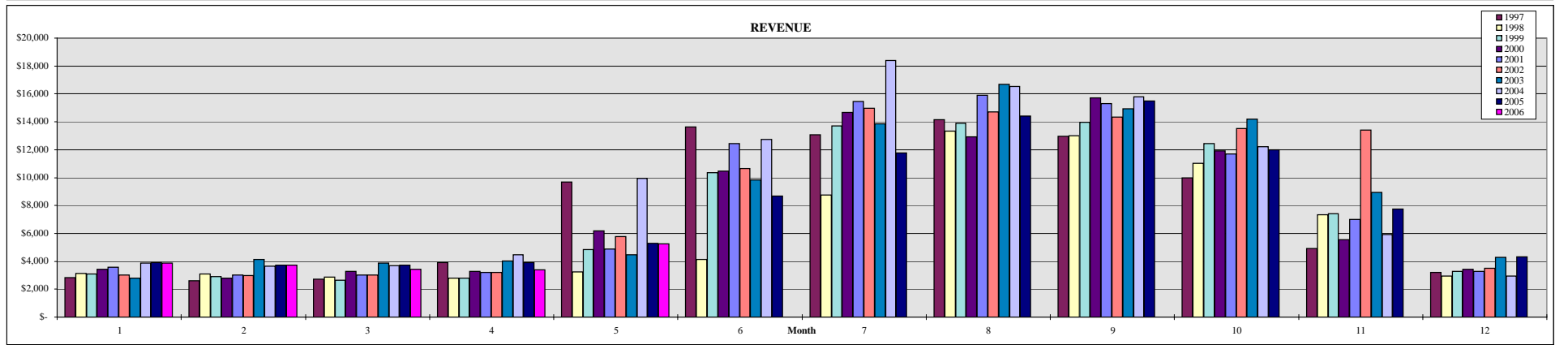
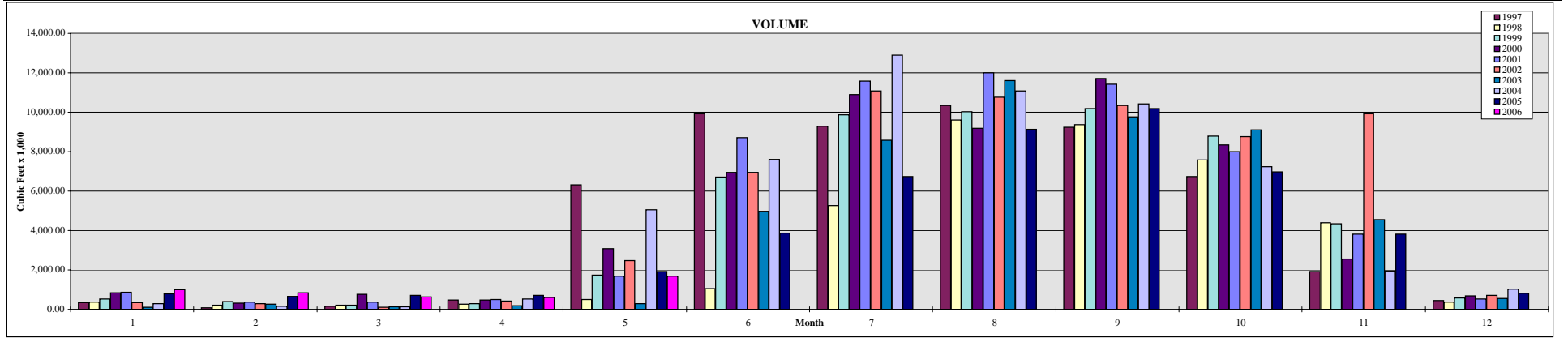
FORBESTOWN DITCH WATER CONSUMPTION: 1997 - 2006

Month	Customers (Active)										Volume (x 1,000 cf)										Revenue									
	1997	1998	1999	2000	2001	2002	2003	2004	2005	2006	1997	1998	1999	2000	2001	2002	2003	2004	2005	2006	1997	1998	1999	2000	2001	2002	2003	2004	2005	2006
1	18	5	10	5	7	5	7	10	14	11	41.0	2.4	3.3	4.5	2.4	1.7	4.3	1.7	115.5	74.2	\$ 490	\$ 147	\$ 338	\$ 105	\$ 169	\$ 102	\$ 127	\$ 312	\$ 335	\$ 284
2	11	5	10	5	5	5	8	9	12	10	2.5	1.7	2.7	2.3	2.4	1.7	3.1	0.8	99.2	34.5	\$ 463	\$ 147	\$ 338	\$ 102	\$ 168	\$ 102	\$ 278	\$ 293	\$ 290	\$ 222
3	12	5	10	5	7	5	9	9	11	10	2.3	1.6	2.4	2.8	1.9	2.1	2.7	0.4	74.8	74.3	\$ 487	\$ 147	\$ 337	\$ 103	\$ 169	\$ 102	\$ 313	\$ 293	\$ 280	\$ 267
4	16	5	10	13	9	7	9	10	10	10	157.1	2.3	2.9	15.1	4.3	14.6	2.5	26.8	72.8	71.4	\$ 850	\$ 147	\$ 338	\$ 513	\$ 244	\$ 151	\$ 295	\$ 338	\$ 268	\$ 266
5	34	9	24	24	24	27	15	37	23	26	684.8	6.8	62.0	87.3	240.6	368.8	5.5	650.7	409.5	583.1	\$ 1,736	\$ 305	\$ 983	\$ 1,119	\$ 1,040	\$ 1,241	\$ 673	\$ 2,292	\$ 222	\$ 1,157
6	46	26	38	36	45	39	38	48	36		732.4	16.8	1,273.3	721.3	1,291.0	1,083.5	896.5	2,164.7	1,359.0		\$ 2,343	\$ 1,030	\$ 2,551	\$ 2,135	\$ 2,909	\$ 2,503	\$ 2,724	\$ 4,210	\$ 2,229	
7	48	37	43	46	47	50	50	51	47		1,223.1	644.3	1,079.0	784.7	1,350.7	1,387.3	2,898.2	1,907.3	2,157.2		\$ 3,015	\$ 1,863	\$ 2,584	\$ 2,387	\$ 3,012	\$ 3,162	\$ 5,276	\$ 3,907	\$ 3,241	
8	46	44	43	52	48	46	47	54	53		1,002.8	905.5	1,120.9	1,483.7	1,530.4	2,207.7	2,829.6	2,885.7	3,009.0		\$ 2,763	\$ 2,504	\$ 2,666	\$ 3,205	\$ 3,243	\$ 3,299	\$ 5,013	\$ 4,597	\$ 4,301	
9	49	49	50	46	46	53	48	56	54		815.6	1,374.6	1,274.2	817.6	1,226.4	1,726.4	2,705.8	2,544.3	3,150.0		\$ 2,524	\$ 3,007	\$ 2,909	\$ 2,478	\$ 2,820	\$ 3,700	\$ 4,900	\$ 4,780	\$ 4,564	
10	24	38	32	38	42	41	29	44	43		362.7	517.3	539.1	392.3	606.2	1,688.6	1,419.9	1,370.4	1,785.5		\$ 1,053	\$ 1,708	\$ 1,505	\$ 1,352	\$ 1,543	\$ 3,202	\$ 2,374	\$ 3,147	\$ 2,817	
11	7	25	8	13	12	18	14	11	18		17.9	112.0	140.6	113.8	214.1	259.7	203.3	90.6	270.1		\$ 264	\$ 1,120	\$ 278	\$ 395	\$ 488	\$ 737	\$ 634	\$ 1,081	\$ 620	
12	7	12	6	5	5	10	12	22	14		3.1	2.4	4.4	6.5	4.4	3.7	2.1	474.9	89.5		\$ 170	\$ 404	\$ 116	\$ 230	\$ 170	\$ 249	\$ 392	\$ 973	\$ 353	
	41	34	38	40	42	43	38	30	28		5,045.2	3,587.7	5,504.8	4,431.9	6,474.8	8,745.8	10,973.5	12,118.3	12,592.1		\$ 16,157	\$ 12,527	\$ 14,942	\$ 14,125	\$ 15,974	\$ 18,548	\$ 23,001	\$ 26,221	\$ 19,520	
	Averages (May - October irrigation season)										Totals										Totals									



BANGOR DITCH WATER CONSUMPTION: 1997 - 2005

Month	Customers (Active)										Volume (x 1,000 cf)										Revenue									
	1997	1998	1999	2000	2001	2002	2003	2004	2005	2006	1997	1998	1999	2000	2001	2002	2003	2004	2005	2006	1997	1998	1999	2000	2001	2002	2003	2004	2005	2006
	1	131	142	150	156	166	169	153	166	183	157	340.30	377.22	537.94	837.44	859.72	346.08	117.70	298.02	783.28	999.46	\$ 2,820	\$ 3,122	\$ 3,105	\$ 3,435	\$ 3,568	\$ 3,026	\$ 2,781	\$ 3,888	\$ 3,896
2	131	143	147	153	143	168	171	164	163	155	81.70	213.70	400.80	303.18	361.76	293.68	266.06	154.00	663.21	844.31	\$ 2,604	\$ 3,089	\$ 2,887	\$ 2,803	\$ 3,020	\$ 2,961	\$ 4,122	\$ 3,650	\$ 3,729	\$ 3,730
3	134	141	143	153	163	168	169	164	163	153	146.38	220.94	211.76	754.78	372.62	97.02	133.18	132.34	720.10	643.28	\$ 2,704	\$ 2,883	\$ 2,658	\$ 3,264	\$ 3,033	\$ 3,018	\$ 3,860	\$ 3,682	\$ 3,741	\$ 3,441
4	151	139	146	160	165	174	168	178	170	152	475.96	272.62	292.12	461.80	487.16	431.74	187.56	522.04	708.38	605.38	\$ 3,893	\$ 2,797	\$ 2,778	\$ 3,265	\$ 3,206	\$ 3,219	\$ 4,034	\$ 4,479	\$ 3,904	\$ 3,400
5	189	147	173	179	191	204	184	212	187	192	6,328.90	502.84	1,747.80	3,072.74	1,674.56	2,480.72	288.72	5,044.56	1,915.86	1,689.26	\$ 9,693	\$ 3,230	\$ 4,845	\$ 6,184	\$ 4,883	\$ 5,786	\$ 4,464	\$ 9,950	\$ 5,274	\$ 5,263
6	187	167	196	200	211	216	212	219	212		9,931.34	1,045.74	6,716.56	6,947.80	8,703.04	6,959.76	4,964.58	7,615.46	3,867.78		\$ 13,629	\$ 4,148	\$ 10,360	\$ 10,482	\$ 12,439	\$ 10,641	\$ 9,842	\$ 12,741	\$ 8,689	
7	196	188	203	210	216	223	220	241	219		9,294.92	5,275.60	9,879.98	10,891.28	11,582.04	11,067.80	8,588.32	12,886.23	6,726.16		\$ 13,082	\$ 8,769	\$ 13,703	\$ 14,675	\$ 15,467	\$ 14,963	\$ 13,871	\$ 18,402	\$ 11,780	
8	196	200	207	213	219	227	220	229	226		10,350.72	9,612.98	10,020.84	9,182.30	11,999.64	10,774.98	11,602.54	11,088.18	9,128.26		\$ 14,168	\$ 13,326	\$ 13,876	\$ 12,941	\$ 15,918	\$ 14,707	\$ 16,675	\$ 16,533	\$ 14,425	
9	189	197	204	221	220	226	221	226	223		9,246.50	9,359.26	10,184.08	11,723.20	11,423.02	10,348.92	9,755.90	10,421.12	10,175.54		\$ 12,945	\$ 13,000	\$ 13,983	\$ 15,704	\$ 15,307	\$ 14,357	\$ 14,926	\$ 15,787	\$ 15,496	
10	171	188	197	202	215	219	216	216	221		6,729.00	7,590.02	8,797.80	8,352.52	7,999.32	8,768.44	9,115.18	7,235.44	6,960.94		\$ 9,967	\$ 11,036	\$ 12,428	\$ 11,923	\$ 11,707	\$ 13,508	\$ 14,196	\$ 12,207	\$ 11,990	
11	123	170	181	182	195	199	196	182	185		1,925.90	4,401.70	4,334.72	2,553.02	3,808.04	9,929.70	4,545.10	1,943.22	3,803.24		\$ 4,908	\$ 7,320	\$ 7,401	\$ 5,548	\$ 6,995	\$ 13,400	\$ 8,930	\$ 5,912	\$ 7,743	
12	147	152	159	171	173	178	172	176	165		449.30	355.28	587.18	690.56	537.32	718.90	548.50	1,022.73	815.70		\$ 3,207	\$ 2,939	\$ 3,283	\$ 3,438	\$ 3,261	\$ 3,510	\$ 4,298	\$ 2,930	\$ 4,314	
	162	165	176	183	190	198	192	198	162		55,300.92	39,227.90	53,711.58	55,770.62	59,808.24	62,217.74	50,113.34	58,363.33	46,268.45		\$ 93,620	\$ 75,659	\$ 91,306	\$ 93,662	\$ 98,806	\$ 103,095	\$ 102,000	\$ 110,160	\$ 94,980	
	Averages										Totals										Totals									



PALERMO DITCH WATER CONSUMPTION: 1997 - 2005

Month	Customers (Active)										Volume (x 1,000 cf)										Revenue									
	1997	1998	1999	2000	2001	2002	2003	2004	2005	2005	1997	1998	1999	2000	2001	2002	2003	2004	2005	2006	1997	1998	1999	2000	2001	2002	2003	2004	2005	2006
	1	66	64	70	70	70	78	56	75	71	71	178.86	180.56	214.12	236.90	189.36	220.22	84.60	219.66	342.90	491.02	\$ 1,579	\$ 1,476	\$ 1,487	\$ 1,465	\$ 1,380	\$ 1,491	\$ 1,067	\$ 1,945	\$ 1,548
2	63	60	67	67	70	76	73	72	68	69	136.76	186.24	126.06	97.27	187.48	230.52	148.02	208.66	519.50	426.59	\$ 1,510	\$ 1,393	\$ 1,363	\$ 1,384	\$ 1,370	\$ 1,435	\$ 1,746	\$ 1,881	\$ 1,828	\$ 1,728
3	67	63	61	67	68	76	74	72	68	70	254.78	165.84	559.58	75.67	180.76	197.06	206.80	169.64	546.35	420.94	\$ 1,607	\$ 1,405	\$ 1,518	\$ 1,330	\$ 1,296	\$ 1,412	\$ 1,825	\$ 1,839	\$ 1,824	\$ 1,714
4	116	63	66	81	73	86	76	72	68	69	3,483.10	197.96	284.32	965.60	354.76	417.56	275.42	444.95	549.72	422.94	\$ 5,777	\$ 1,438	\$ 1,309	\$ 2,982	\$ 1,600	\$ 1,766	\$ 1,976	\$ 2,126	\$ 1,838	\$ 1,689
5	163	79	146	103	157	175	86	185	88	125	7,347.80	627.76	4,639.00	1,527.22	5,476.48	5,682.40	323.98	6,617.18	941.42	2,695.41	\$ 10,369	\$ 2,187	\$ 7,098	\$ 3,498	\$ 7,980	\$ 8,465	\$ 2,336	\$ 10,754	\$ 2,606	\$ 5,056
6	192	110	189	175	191	205	196	199	175	9,008.54	2,202.32	8,501.10	7,030.98	8,965.98	8,406.36	8,581.26	8,260.96	6,450.06	\$ 12,456	\$ 4,200	\$ 11,644	\$ 10,768	\$ 12,111	\$ 11,617	\$ 12,902	\$ 12,650	\$ 9,832			
7	197	200	193	189	199	204	214	198	202	10,829.98	9,739.26	9,988.64	6,678.91	9,891.16	9,241.96	8,396.05	8,020.61	8,669.57	\$ 14,403	\$ 13,181	\$ 13,279	\$ 10,991	\$ 13,104	\$ 11,704	\$ 13,069	\$ 12,389	\$ 12,637			
8	194	206	197	196	206	215	219	206	209	9,851.88	9,902.92	8,536.10	7,681.16	9,890.66	9,912.98	11,834.39	7,764.92	10,344.43	\$ 13,314	\$ 13,376	\$ 11,811	\$ 12,577	\$ 13,227	\$ 13,375	\$ 15,693	\$ 13,173	\$ 14,545			
9	181	193	190	182	200	212	217	196	201	8,195.80	10,437.54	9,035.80	6,562.26	9,364.84	9,801.94	9,473.72	9,199.26	9,462.04	\$ 11,452	\$ 13,793	\$ 12,264	\$ 10,717	\$ 12,663	\$ 13,247	\$ 14,330	\$ 13,699	\$ 13,495			
10	123	147	178	154	169	187	173	172	165	2,949.44	5,460.60	6,136.88	2,805.99	4,944.42	6,665.24	5,406.14	4,468.28	5,425.76	\$ 5,245	\$ 8,176	\$ 9,106	\$ 5,972	\$ 7,664	\$ 9,642	\$ 9,324	\$ 8,331	\$ 8,640			
11	55	85	91	79	98	142	102	79	91	831.88	795.18	623.20	382.40	1,019.00	963.32	862.74	227.80	883.35	\$ 2,475	\$ 2,266	\$ 2,142	\$ 1,802	\$ 2,517	\$ 2,799	\$ 3,130	\$ 2,024	\$ 2,587			
12	58	71	71	74	79	76	84	75	75	184.70	205.20	323.26	121.03	301.30	197.90	272.54	539.79	538.60	\$ 1,593	\$ 1,489	\$ 1,576	\$ 1,408	\$ 1,597	\$ 1,236	\$ 2,203	\$ 1,171	\$ 1,938			
	123	112	127	120	132	144	131	123	53,253.52	40,101.38	48,968.06	34,165.39	50,766.20	51,937.46	45,865.66	46,141.72	44,673.70	\$ 81,781	\$ 64,382	\$ 74,597	\$ 64,893	\$ 76,508	\$ 78,188	\$ 79,600	\$ 81,984	\$ 73,318				
	Averages										Totals										Totals									

