



SOUTH FEATHER WATER & POWER AGENCY

TO: Board of Directors

FROM: Jennifer Slinkard, Finance Division Manager

DATE: August 16, 2006

RE: General Information (regarding matters not scheduled on the agenda)
08/22/06 Board of Directors Meeting

Relicensing Consulting Services

Devine, Tarbell and Associates, Inc. (DTA), consultant for the South Feather Power Project relicensing submitted its Monthly Activity Report for the period of May 29, 2006 through June 25, 2006 in the amount of \$46,076.87. This invoice is included in the July warrants.

Sly Creek Recreation Area

Northwest Park Management (NPM) submitted its Monthly Activity Report for the period of July 1, 2006 through July 31, 2006 (-\$1,969.76). The total campground fees collected in July were \$9,099.00 and the monthly NPM charge to the agency is \$7,129.24 leaving a balance due to SFWPA of \$1,969.76. Attached is a year-to-date summary of the NPM activity.

Water Rights Extension Petitions

Jones and Stokes Associates, consultant for the CEQA portion of the Water Rights Extension Petitions, submitted all invoices for work performed on this project through the end of July. The total amount incurred on this project was \$44,331.00. We sent copies of all invoices and a summary of total expenditures to both YCWD and PG&E along with a request for reimbursement from both.

Per the May 2005 agreement between SFWPA and YCWD, YCWD is responsible for one half of all costs incurred for preparation of this document. Therefore, YCWD is responsible for \$22,165.50 of the expenses.

Last November, a letter was sent to PG&E a letter requesting that they pay 88% of the total costs incurred for this project. On August 11, 2006, we sent PG&E a bill for \$39,011.28. Any reimbursement that we receive from PG&E will be split 50/50 with YCWD.

2006 SUMMARY FINANCIAL REPORT
South Feather Water and Power Agency - Water Division
As of July 31, 2006

O&M SUMMARY

Account Division	Description	Actual This Month	Year-to-Date			2006 ANNUAL BUDGET
			Actual	%	Remaining	
	O&M EXPENSES					
51000	WATER SOURCE	\$ -	\$ 8,000	62.02%	\$ 4,900	\$ 12,900
52000	ENVIRON. HEALTH & SAFETY	\$ 218	\$ 3,525	6.47%	\$ 50,975	\$ 54,500
53000	WATER TREAT. PLANT	\$ 33,669	\$ 259,042	60.40%	\$ 169,858	\$ 428,900
54000	TRANS. & DIST. (T & D)	\$ 66,738	\$ 529,956	51.46%	\$ 499,844	\$ 1,029,800
55000	CUSTOMER ACCOUNT	\$ 24,894	\$ 199,061	66.09%	\$ 102,139	\$ 301,200
56000	GENERAL ADMIN. & PLANT	\$ 182,140	\$ 1,315,481	59.51%	\$ 894,919	\$ 2,210,400
57000	SUNDRY BILLINGS & EXP CR.	\$ (25,765)	\$ (114,800)	67.53%	\$ (55,200)	\$ (170,000)
58000	INFORMATION TECHNOLOGY	\$ 3,109	\$ 36,637	26.51%	\$ 101,563	\$ 138,200
59000	NON-OPERATING	\$ -			\$ -	\$ -
	TOTAL O&M EXPENSES	\$ 285,003	\$ 2,236,901	55.84%	\$ 1,768,999	\$ 4,005,900
	O&M REVENUE					
41000	WATER SALES	\$ 565,350	\$ 2,762,142	75.04%	\$ 918,558	\$ 3,680,700
42000	WATER SERVICE CHARGES	\$ 1,989	\$ 190,492	29.53%	\$ 454,508	\$ 645,000
49000	NON-OPERATING REVENUE	\$ 191,191	\$ 657,759	66.66%	\$ 329,041	\$ 986,800
	TOTAL O&M REVENUE	\$ 758,530	\$ 3,610,392	67.96%	\$ 1,702,108	\$ 5,312,500
	O&M BALANCE:	\$ 473,527	\$ 1,373,491	105.12%	\$ (66,891)	\$ 1,306,600

DEBT SERVICE

Account Division	Description	Actual This Month	Year-to-Date			2006 ANNUAL BUDGET
			Actual	%	Remaining	
21413	EDA Loan Principal	\$ 10,463	\$ 10,463	99.65%	\$ 37	\$ 10,500
21414	MRTP Principal	\$ -	\$ -	0.00%	\$ 85,000	\$ 85,000
21415	'95 COP Principal	\$ -	\$ 580,000	100.00%	\$ -	\$ 580,000
21419	'03 COP Principal	\$ -	\$ -		\$ -	\$ -
59450	Interest, EDA Loan	\$ 8,341	\$ 8,341	100.50%	\$ (41)	\$ 8,300
59570	Interest, MRTP Bonds	\$ -	\$ 46,250	50.00%	\$ 46,250	\$ 92,500
59571	'95 COP Interest	\$ -	\$ 68,750	56.54%	\$ 52,850	\$ 121,600
59572	'03 COP Interest	\$ -	\$ 70,034	49.99%	\$ 70,066	\$ 140,100
	TOTAL DEBT SERVICE	\$ 18,805	\$ 783,839	75.51%	\$ 254,161	\$ 1,038,000

2006 SUMMARY FINANCIAL REPORT
South Feather Water and Power Agency - Water Division
As of July 31, 2006

CAPITAL OUTLAY SUMMARY

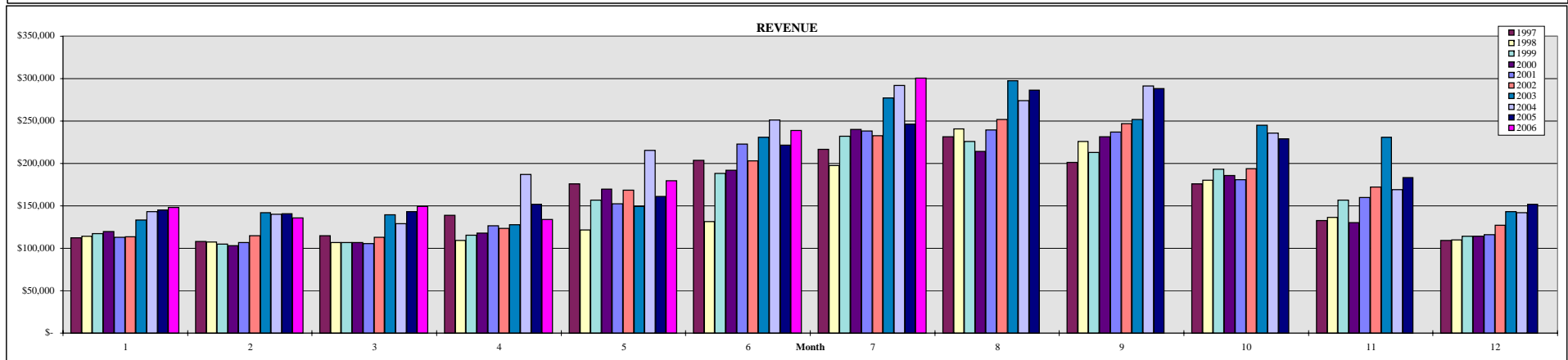
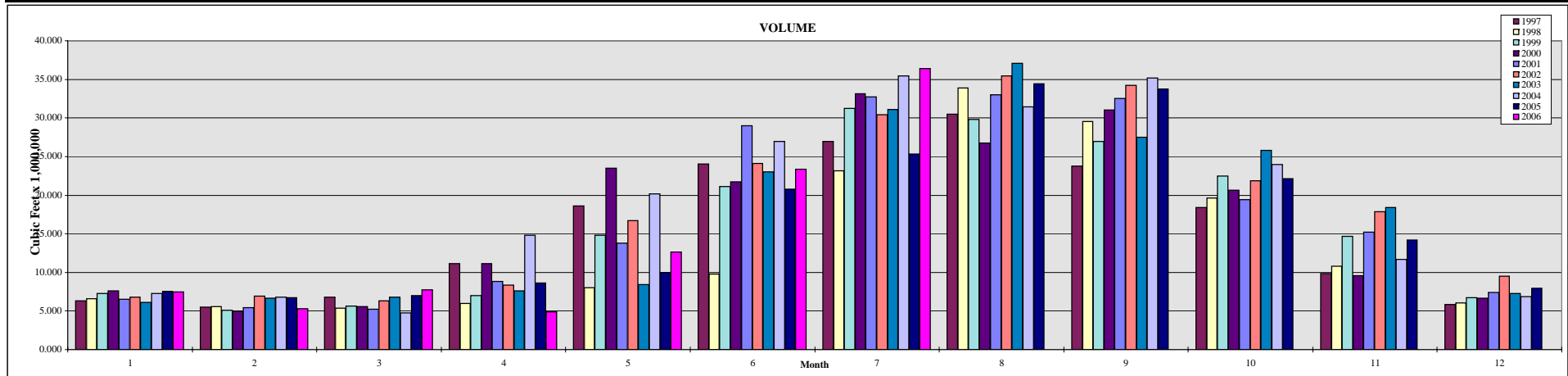
Account Division	Description	Actual	Year-to-Date			2006 ANNUAL BUDGET
		This Month	Actual	%	Remaining	
	CAPITAL OUTLAY EXPENSES					
	Betterments	\$ -	\$ 35,837	37.14%	\$ 60,663	\$ 96,500
	Distribution System Projects	\$ 2,127	\$ 7,501	10.49%	\$ 63,999	\$ 71,500
	Irrigation System Projects	\$ -	\$ -	0.00%	\$ 99,900	\$ 99,900
	FERC Relicensing	\$ 88,716	\$ 397,679	143.52%	\$ (120,580)	\$ 277,099
	Office Remodel/Expansion Project	\$ 69,590	\$ 416,263		\$ (416,263)	\$ -
	M RTP Clearwell Cover	\$ -	\$ 1,733		\$ (1,733)	\$ -
	O&M Contingency Fund	\$ -	\$ -		\$ -	\$ -
	TOTAL CAPITAL OUTLAY EXPENSES	\$ 160,433	\$ 859,013	157.62%	\$ (314,014)	\$ 544,999
	RESERVES TRANSFERRED TO FUND CAPITAL OUTLAY					
	System Capacity Charge Fund	\$ -	\$ -		\$ -	
	Building Expansion	\$ -	\$ 200,000		\$ (200,000)	
	FERC Relicensing Fund	\$ 165,965	\$ 522,912	188.71%	\$ (245,813)	\$ 277,099
	TOTAL RESERVES TRANSFERRED	\$ 165,965	\$ 722,912	260.89%	\$ (445,813)	\$ 277,099
	CAPITAL OUTLAY BALANCE:	\$ 5,532	\$ (136,101)	50.80%	\$ (131,799)	\$ (267,900)

	Balance	Year-to-Date		2006 ANNUAL BUDGET
	This Month	Balance	Difference	
TOTAL BALANCE:	\$ 460,254	\$ 453,551	\$ (452,851)	\$ 700

RESERVE BALANCES	As of 12/31/2005	As of 7/31/2006	2006 Reserve Activity
General Fund	\$39,730	\$753,577	\$713,847
System Capacity Charges	\$1,027,271	\$1,051,449	\$24,178
South Fork Project FERC Relicensing Fund	\$515,499	\$0	(\$515,499)
Building Expansion	\$247,357	\$47,717	(\$199,641)
TOTAL	\$1,829,858	\$1,852,742	\$22,884

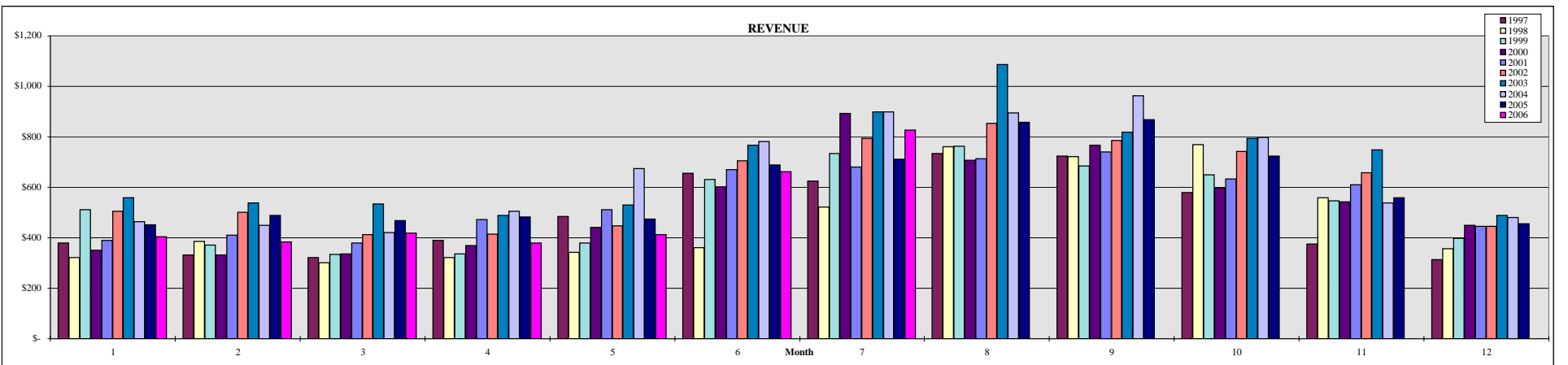
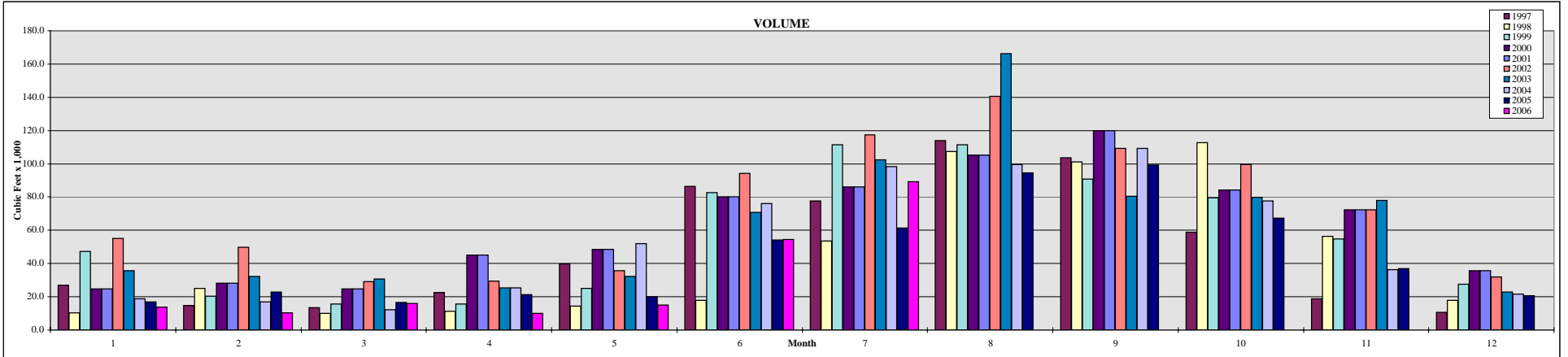
MINERS RANCH TREATMENT PLANT CONSUMPTION: 1997 - 2005

Month	Customers (Active)										Volume (x 1,000,000 cf)								Revenue											
	1997	1998	1999	2000	2001	2002	2003	2004	2005	2006	1997	1998	1999	2000	2001	2002	2003	2004	2005	2006	1997	1998	1999	2000	2001	2002	2003	2004	2005	2006
	1	5,970	5,892	6,038	6,061	6,113	6,173	6,313	6,429	6,474	6,573	6,328	6,591	7,295	7,639	6,487	6,775	6,122	7,271	7,554	7,448	\$ 112,556	\$ 114,155	\$ 117,445	\$ 119,450	\$ 113,477	\$ 113,477	\$ 133,641	\$ 143,027	\$ 145,277
2	5,970	5,989	6,023	6,052	6,120	6,176	6,339	6,420	6,471	6,587	5,515	5,569	5,070	4,955	5,431	6,936	6,628	6,796	6,691	5,292	\$ 108,066	\$ 107,507	\$ 104,657	\$ 103,050	\$ 106,726	\$ 115,056	\$ 141,679	\$ 140,355	\$ 140,867	\$ 135,734
3	5,967	5,996	6,018	6,099	6,112	6,185	6,352	6,418	6,491	6,599	6,819	5,364	5,643	5,566	5,228	6,334	6,774	4,730	6,973	7,711	\$ 114,730	\$ 106,584	\$ 106,598	\$ 107,018	\$ 105,612	\$ 113,010	\$ 139,244	\$ 128,788	\$ 143,055	\$ 149,585
4	5,968	5,995	6,035	6,065	6,123	6,195	6,351	6,431	6,504	6,601	11,161	5,974	6,981	11,165	8,803	8,342	7,575	14,813	8,602	4,902	\$ 138,796	\$ 109,558	\$ 115,190	\$ 118,114	\$ 126,323	\$ 123,744	\$ 127,524	\$ 186,929	\$ 152,140	\$ 134,041
5	5,983	6,001	6,050	6,080	6,122	6,193	6,350	6,425	6,521	6,617	18,576	7,992	14,773	23,474	13,808	16,710	8,391	20,148	9,999	12,634	\$ 176,184	\$ 121,684	\$ 156,999	\$ 169,787	\$ 152,637	\$ 168,473	\$ 149,448	\$ 215,567	\$ 161,093	\$ 179,334
6	5,987	6,003	6,062	6,079	6,138	6,185	6,362	6,430	6,523	6,629	24,010	9,754	21,119	21,765	29,002	24,116	23,040	26,978	20,752	23,382	\$ 203,567	\$ 131,788	\$ 188,176	\$ 192,266	\$ 222,846	\$ 203,323	\$ 230,840	\$ 250,942	\$ 221,634	\$ 239,100
7	6,001	6,019	6,067	6,090	6,146	6,212	6,372	6,447	6,523	6,622	26,938	23,137	31,259	33,114	32,707	30,445	31,117	35,443	25,326	36,390	\$ 216,473	\$ 197,732	\$ 232,307	\$ 239,881	\$ 238,548	\$ 232,671	\$ 277,024	\$ 292,074	\$ 246,343	\$ 300,406
8	6,002	6,036	6,063	6,103	6,148	6,222	6,403	6,451	6,536		30,486	33,858	29,800	26,787	33,005	35,448	37,053	31,434	34,428		\$ 231,757	\$ 240,693	\$ 225,949	\$ 214,049	\$ 239,424	\$ 251,741	\$ 297,688	\$ 273,996	\$ 286,438	
9	6,004	6,042	6,059	6,114	6,152	6,251	6,396	6,463	6,536		23,736	29,575	26,951	31,057	32,518	34,240	27,494	35,193	33,775		\$ 201,009	\$ 225,969	\$ 213,264	\$ 231,555	\$ 236,950	\$ 247,204	\$ 251,588	\$ 291,115	\$ 288,492	
10	5,998	6,036	6,061	6,120	6,156	6,257	6,407	6,463	6,543		18,402	19,618	22,506	20,615	19,410	21,874	25,796	23,999	22,126		\$ 175,703	\$ 179,970	\$ 193,395	\$ 185,800	\$ 180,771	\$ 193,918	\$ 244,822	\$ 235,668	\$ 229,208	
11	5,987	6,041	6,060	6,125	6,162	6,244	6,406	6,460	6,558		9,814	10,814	14,678	9,599	15,217	17,848	18,403	11,714	14,193		\$ 132,952	\$ 136,419	\$ 156,601	\$ 130,495	\$ 160,144	\$ 172,334	\$ 230,893	\$ 169,262	\$ 183,401	
12	5,981	6,045	6,059	6,123	6,174	6,241	6,404	6,477	6,565		5,872	6,073	6,745	6,673	7,380	9,536	7,259	6,858	7,959		\$ 109,560	\$ 110,076	\$ 113,990	\$ 114,130	\$ 116,335	\$ 126,989	\$ 143,185	\$ 142,156	\$ 151,576	
	5,985	6,008	6,050	6,093	6,139	6,211	6,371	6,443	6,520	6,604	187,657	164,318	192,823	202,410	208,996	218,603	205,651	225,378	198,380	97,760	\$ 1,921,354	\$ 1,782,134	\$ 1,924,573	\$ 1,925,595	\$ 1,999,557	\$ 2,061,941	\$ 2,367,575	\$ 2,469,879	\$ 2,349,523	\$ 1,286,338
	Averages										Totals								Totals											



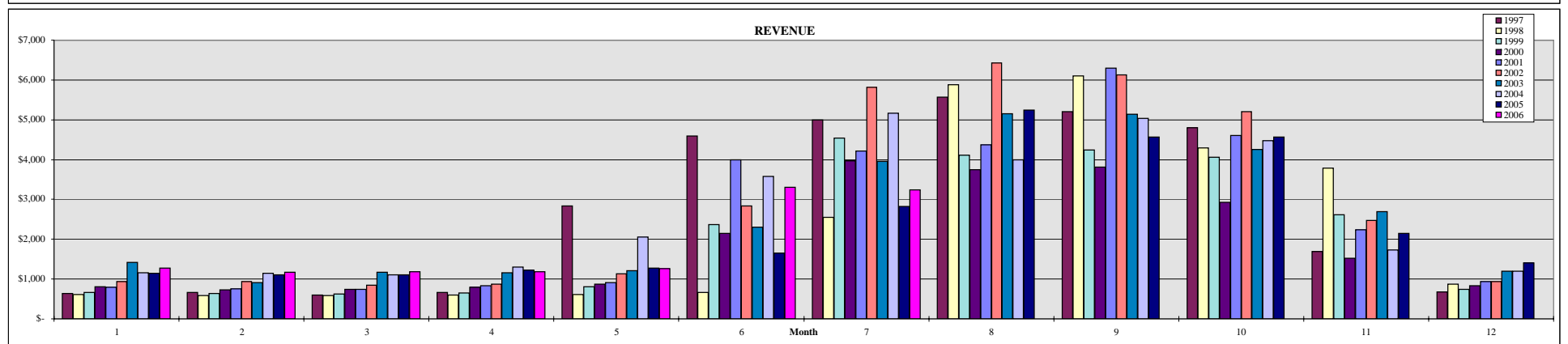
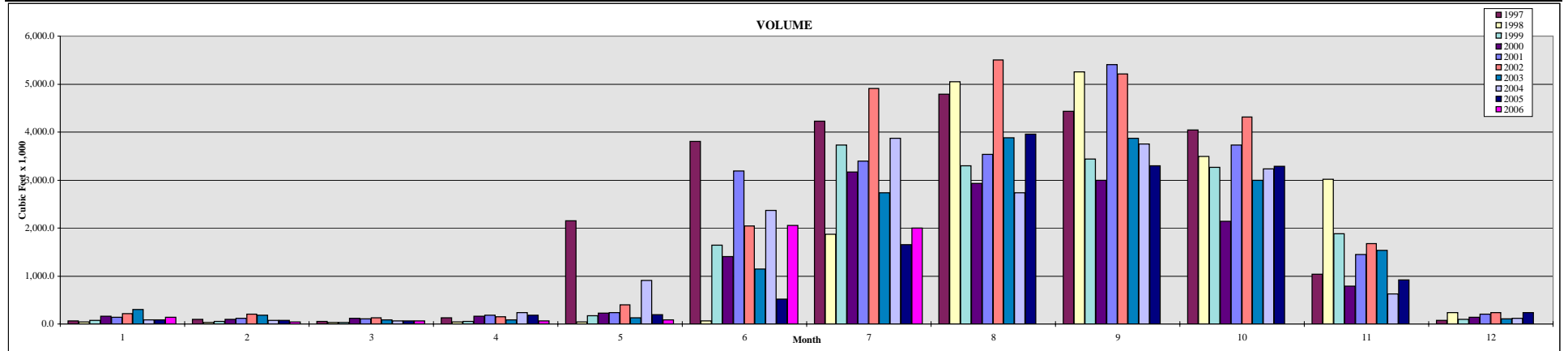
BANGOR TREATMENT PLANT CONSUMPTION: 1997 - 2005

Month	Customers (Active)										Volume (x 1,000 cf)										Revenue									
	1997	1998	1999	2000	2001	2002	2003	2004	2005	2006	1997	1998	1999	2000	2001	2002	2003	2004	2005	2006	1997	1998	1999	2000	2001	2002	2003	2004	2005	2006
1	20	20	19	18	18	19	22	22	22	24	26.9	10.4	47.3	24.6	24.6	55.0	35.7	18.9	17.0	13.9	\$ 378	\$ 321	\$ 511	\$ 350	\$ 390	\$ 505	\$ 558	\$ 463	\$ 451	\$ 404
2	20	20	19	18	18	19	22	22	22	23	14.7	24.9	20.3	28.3	28.3	49.7	32.3	16.9	23.0	10.4	\$ 332	\$ 385	\$ 371	\$ 333	\$ 410	\$ 501	\$ 538	\$ 450	\$ 489	\$ 384
3	20	20	18	18	18	19	23	22	24	23	13.5	10.1	15.7	24.7	24.7	29.0	30.7	12.3	16.6	16.0	\$ 322	\$ 300	\$ 334	\$ 336	\$ 380	\$ 412	\$ 533	\$ 421	\$ 468	\$ 419
4	21	19	19	17	18	19	23	22	23	23	22.4	11.4	15.5	45.0	45.0	29.5	25.3	25.4	21.2	9.9	\$ 390	\$ 322	\$ 336	\$ 368	\$ 472	\$ 415	\$ 489	\$ 505	\$ 483	\$ 380
5	21	19	19	17	18	19	22	22	23	23	39.7	14.4	24.9	48.4	48.4	35.8	32.4	52.0	19.9	15.0	\$ 485	\$ 342	\$ 380	\$ 442	\$ 512	\$ 448	\$ 530	\$ 675	\$ 474	\$ 413
6	20	19	19	18	18	19	21	22	23	24	86.4	18.0	82.6	80.1	80.1	94.2	70.9	76.2	54.3	54.6	\$ 656	\$ 361	\$ 632	\$ 602	\$ 670	\$ 704	\$ 766	\$ 781	\$ 688	\$ 662
7	19	20	19	18	18	19	21	22	24	22	77.7	53.5	111.4	86.1	86.1	117.3	102.3	98.4	61.3	89.3	\$ 624	\$ 521	\$ 734	\$ 892	\$ 680	\$ 794	\$ 899	\$ 900	\$ 712	\$ 827
8	19	20	18	18	18	19	21	22	24		114.1	107.5	111.6	105.1	105.1	140.5	166.1	99.4	94.5	\$ 734	\$ 761	\$ 763	\$ 707	\$ 713	\$ 854	\$ 1,086	\$ 895	\$ 858		
9	19	19	18	18	18	21	21	22	23		103.6	101.2	90.7	119.8	119.8	109.1	80.6	109.3	99.2		\$ 723	\$ 721	\$ 685	\$ 767	\$ 740	\$ 785	\$ 818	\$ 962	\$ 867	
10	20	20	18	18	18	20	22	22	23		59.0	112.8	79.5	84.1	84.1	99.4	79.7	77.6	67.2		\$ 579	\$ 769	\$ 649	\$ 598	\$ 633	\$ 743	\$ 795	\$ 797	\$ 723	
11	20	19	18	18	18	19	22	22	23		18.7	56.4	54.8	72.4	72.4	72.2	77.9	36.2	37.0		\$ 376	\$ 559	\$ 547	\$ 542	\$ 610	\$ 657	\$ 749	\$ 538	\$ 559	
12	20	19	18	18	18	19	21	22	23		10.5	17.8	27.4	35.7	35.7	31.8	22.9	21.5	20.7		\$ 313	\$ 356	\$ 397	\$ 449	\$ 446	\$ 445	\$ 489	\$ 480	\$ 456	
	20	20	19	18	18	20	22	22	23	23	587.2	538.4	681.7	754.3	754.3	863.5	756.8	644.1	531.9	209.1	\$ 5,912	\$ 5,719	\$ 6,340	\$ 6,385	\$ 6,655	\$ 7,261	\$ 8,249	\$ 7,866	\$ 7,229	\$ 3,488
	Averages										Totals										Totals									



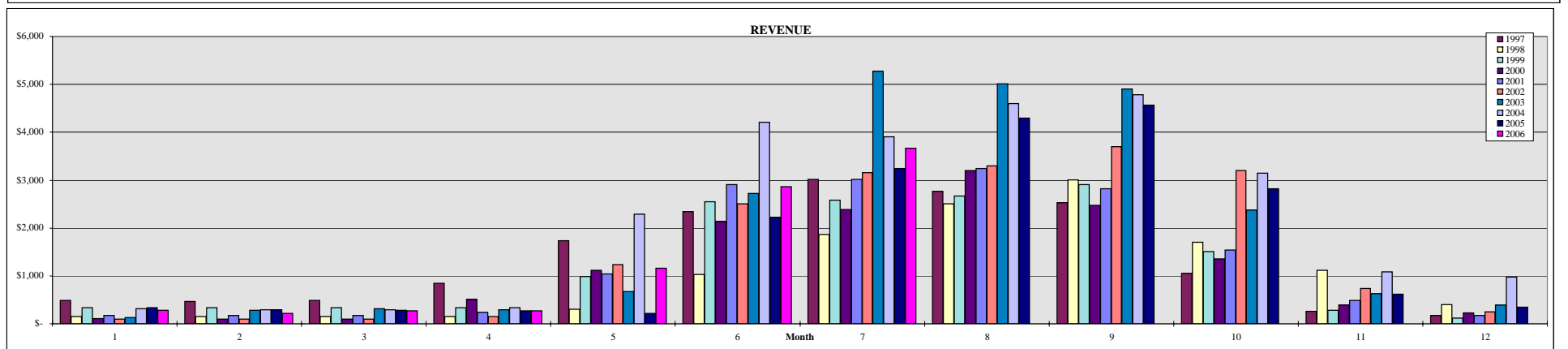
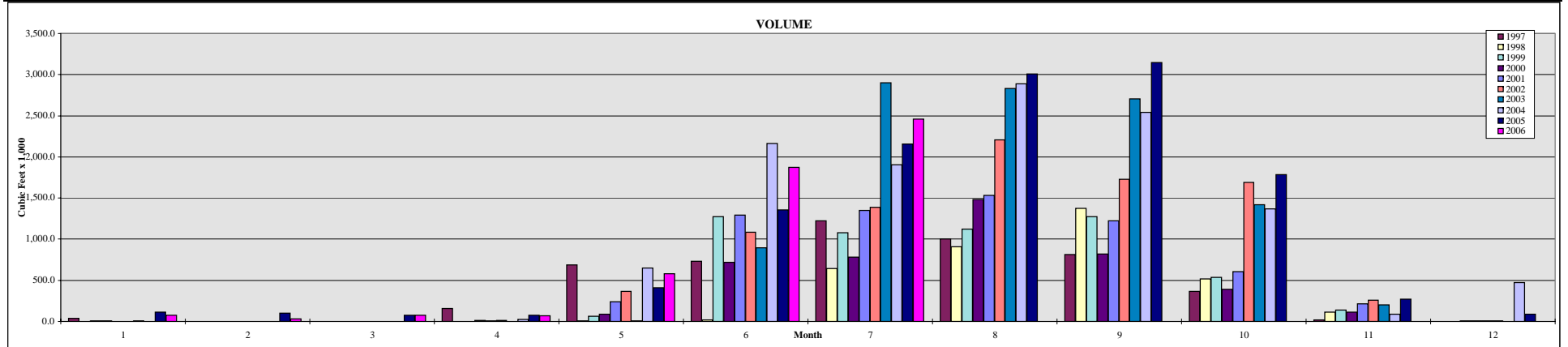
COMMUNITY LINE WATER CONSUMPTION: 1997 - 2005

Month	Customers (Active)										Volume (x 1,000 cf)										Revenue									
	1997	1998	1999	2000	2001	2002	2003	2004	2005	2006	1997	1998	1999	2000	2001	2002	2003	2004	2005	2006	1997	1998	1999	2000	2001	2002	2003	2004	2005	2006
1	51	51	53	58	59	65	63	61	60	65	68.3	46.5	80.4	165.7	141.7	211.6	305.8	84.9	89.8	136.5	\$ 631	\$ 609	\$ 668	\$ 809	\$ 794	\$ 933	\$ 1,417	\$ 1,155	\$ 1,142	\$ 1,278
2	51	51	54	57	58	65	59	61	59	64	100.8	29.9	49.5	101.9	119.0	209.2	183.8	70.9	74.9	47.5	\$ 665	\$ 592	\$ 641	\$ 732	\$ 761	\$ 930	\$ 913	\$ 1,141	\$ 1,110	\$ 1,165
3	50	50	54	57	58	65	62	59	59	64	52.8	34.2	29.0	116.4	105.4	125.7	89.9	65.3	68.3	67.8	\$ 603	\$ 585	\$ 624	\$ 747	\$ 747	\$ 844	\$ 1,166	\$ 1,100	\$ 1,103	\$ 1,190
4	52	50	54	58	58	65	61	60	59	64	126.5	44.7	54.6	158.0	186.3	150.0	85.9	238.9	179.2	67.6	\$ 662	\$ 596	\$ 650	\$ 793	\$ 830	\$ 868	\$ 1,154	\$ 1,296	\$ 1,217	\$ 1,190
5	58	52	57	58	63	66	62	64	62	67	2,147.8	44.6	177.5	227.0	236.7	399.7	125.1	908.6	189.2	86.9	\$ 2,838	\$ 616	\$ 810	\$ 872	\$ 911	\$ 1,138	\$ 1,214	\$ 2,056	\$ 1,280	\$ 1,262
6	59	53	61	63	65	67	64	65	64	68	3,805.1	67.6	1,644.0	1,410.4	3,185.5	2,045.4	1,151.2	2,372.5	515.6	2,049.0	\$ 4,593	\$ 663	\$ 2,364	\$ 2,152	\$ 3,990	\$ 2,836	\$ 2,306	\$ 3,581	\$ 1,651	\$ 3,300
7	58	59	64	66	65	69	65	67	64	67	4,228.5	1,867.8	3,726.3	3,171.5	3,395.3	4,911.0	2,729.9	3,873.0	1,652.2	2,004.9	\$ 5,002	\$ 2,550	\$ 4,542	\$ 3,972	\$ 4,212	\$ 5,815	\$ 3,949	\$ 5,162	\$ 2,822	\$ 3,238
8	58	62	65	66	66	69	66	67	67		4,789.2	5,044.3	3,302.3	2,934.2	3,534.6	5,507.4	3,884.0	2,738.5	3,957.9		\$ 5,571	\$ 5,878	\$ 4,116	\$ 3,748	\$ 4,367	\$ 6,432	\$ 5,196	\$ 3,993	\$ 5,239	
9	58	63	64	66	67	69	66	67	67		4,432.7	5,248.8	3,438.5	2,991.5	5,401.0	5,209.8	3,874.6	3,752.9	3,300.4		\$ 5,204	\$ 6,099	\$ 4,246	\$ 3,807	\$ 6,300	\$ 6,125	\$ 5,146	\$ 5,038	\$ 4,572	
10	58	63	63	66	69	69	67	66	68		4,047.1	3,491.6	3,266.2	2,141.8	3,729.5	4,317.6	2,996.6	3,229.3	3,283.3		\$ 4,807	\$ 4,289	\$ 4,057	\$ 2,932	\$ 4,606	\$ 5,206	\$ 4,259	\$ 4,479	\$ 4,561	
11	58	63	62	65	68	67	64	62	68		1,032.8	3,020.6	1,876.5	788.1	1,448.6	1,680.5	1,531.5	625.5	923.8		\$ 1,685	\$ 3,791	\$ 2,615	\$ 1,526	\$ 2,236	\$ 2,468	\$ 2,697	\$ 1,729	\$ 2,142	
12	55	57	58	62	66	63	62	61	66		70.9	233.7	96.8	141.6	210.8	236.1	113.2	122.1	240.7		\$ 678	\$ 868	\$ 738	\$ 828	\$ 943	\$ 936	\$ 1,202	\$ 1,193	\$ 1,403	
	56	56	59	62	64	67	63	63	66		24,902.5	19,174.3	17,741.6	14,348.1	21,694.4	25,004.0	17,071.5	18,082.4	14,475.3	4,460.2	\$ 32,940	\$ 27,136	\$ 26,072	\$ 22,918	\$ 30,695	\$ 34,532	\$ 30,579	\$ 31,923	\$ 12,622	\$ 12,622
	Averages										Totals										Totals									



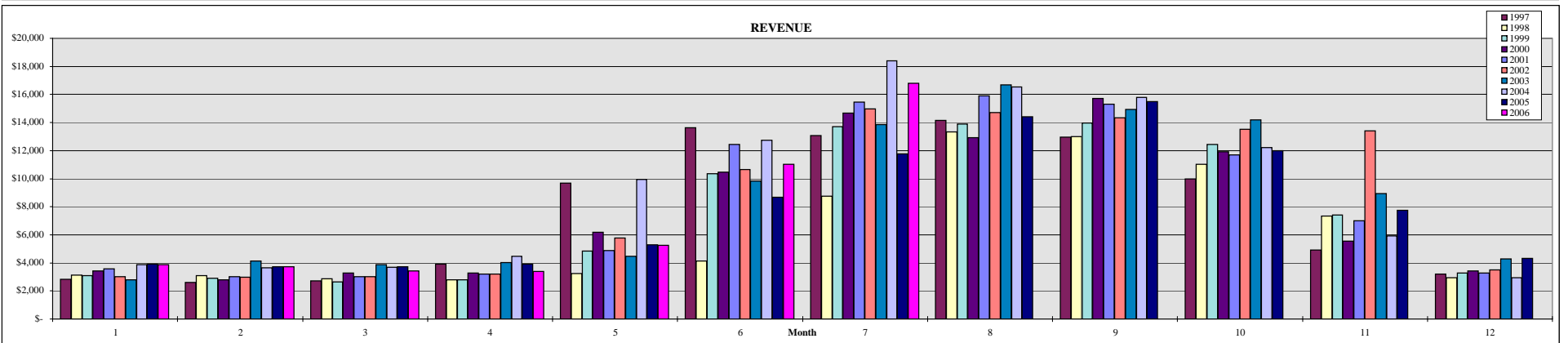
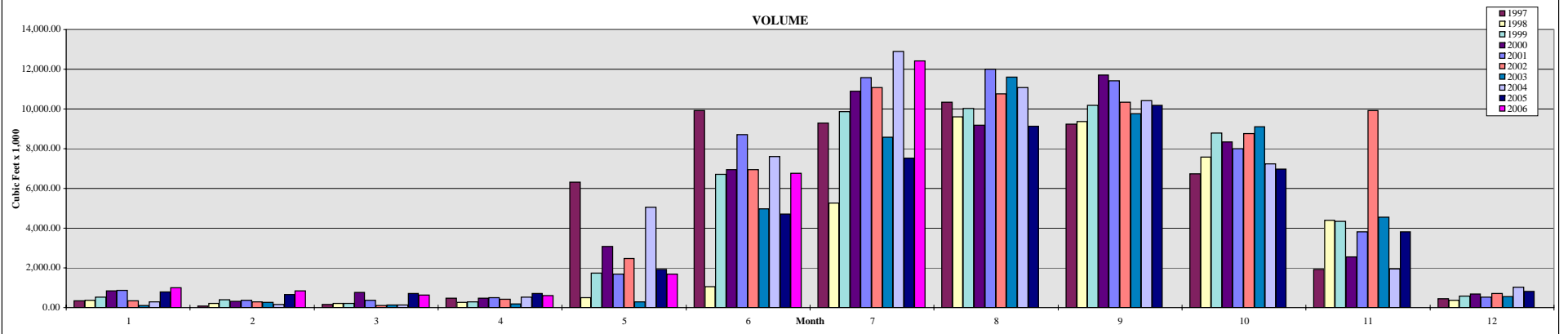
FORBESTOWN DITCH WATER CONSUMPTION: 1997 - 2006

Month	Customers (Active)										Volume (x 1,000 cf)										Revenue									
	1997	1998	1999	2000	2001	2002	2003	2004	2005	2006	1997	1998	1999	2000	2001	2002	2003	2004	2005	2006	1997	1998	1999	2000	2001	2002	2003	2004	2005	2006
1	18	5	10	5	7	5	7	10	14	11	41.0	2.4	3.3	4.5	2.4	1.7	4.3	1.7	115.5	74.2	\$ 490	\$ 147	\$ 338	\$ 105	\$ 169	\$ 102	\$ 127	\$ 312	\$ 335	\$ 284
2	11	5	10	5	5	5	8	9	12	10	2.5	1.7	2.7	2.3	2.4	1.7	3.1	0.8	99.2	34.5	\$ 463	\$ 147	\$ 338	\$ 102	\$ 168	\$ 102	\$ 278	\$ 293	\$ 290	\$ 222
3	12	5	10	5	7	5	9	9	11	10	2.3	1.6	2.4	2.8	1.9	2.1	2.7	0.4	74.8	74.3	\$ 487	\$ 147	\$ 337	\$ 103	\$ 169	\$ 102	\$ 313	\$ 293	\$ 280	\$ 267
4	16	5	10	13	9	7	9	10	10	10	157.1	2.3	2.9	15.1	4.3	14.6	2.5	26.8	72.8	71.4	\$ 850	\$ 147	\$ 338	\$ 513	\$ 244	\$ 151	\$ 295	\$ 338	\$ 268	\$ 266
5	34	9	24	24	24	27	15	37	23	26	684.8	6.8	62.0	87.3	240.6	368.8	5.5	650.7	409.5	583.1	\$ 1,736	\$ 305	\$ 983	\$ 1,119	\$ 1,040	\$ 1,241	\$ 673	\$ 2,292	\$ 222	\$ 1,157
6	46	26	38	36	45	39	38	48	36	42	732.4	16.8	1,273.3	721.3	1,291.0	1,083.5	896.5	2,164.7	1,359.0	1,873.7	\$ 2,343	\$ 1,030	\$ 2,551	\$ 2,135	\$ 2,909	\$ 2,503	\$ 2,724	\$ 4,210	\$ 2,229	\$ 2,862
7	48	37	43	46	47	50	51	47	49	1,223.1	644.3	1,079.0	784.7	1,350.7	1,387.3	2,898.2	1,907.3	2,157.2	2,459.6	\$ 3,015	\$ 1,863	\$ 2,584	\$ 2,387	\$ 3,012	\$ 3,162	\$ 5,276	\$ 3,907	\$ 3,241	\$ 3,667	
8	46	44	43	52	48	46	47	54	53	1,002.8	905.5	1,120.9	1,483.7	1,530.4	2,207.7	2,829.6	2,885.7	3,009.0		\$ 2,763	\$ 2,504	\$ 2,666	\$ 3,205	\$ 3,243	\$ 3,299	\$ 5,013	\$ 4,597	\$ 4,301		
9	49	49	50	46	46	53	48	56	54	815.6	1,374.6	1,274.2	817.6	1,226.4	1,726.4	2,705.8	2,544.3	3,150.0		\$ 2,524	\$ 3,007	\$ 2,909	\$ 2,478	\$ 2,820	\$ 3,700	\$ 4,900	\$ 4,780	\$ 4,564		
10	24	38	32	38	42	41	29	44	43	362.7	517.3	539.1	392.3	606.2	1,688.6	1,419.9	1,370.4	1,785.5		\$ 1,053	\$ 1,708	\$ 1,505	\$ 1,352	\$ 1,543	\$ 3,202	\$ 2,374	\$ 3,147	\$ 2,817		
11	7	25	8	13	12	18	14	11	18	17.9	112.0	140.6	113.8	214.1	259.7	203.3	90.6	270.1		\$ 264	\$ 1,120	\$ 278	\$ 395	\$ 488	\$ 737	\$ 634	\$ 1,081	\$ 620		
12	7	12	6	5	5	10	12	22	14	3.1	2.4	4.4	6.5	4.4	3.7	2.1	474.9	89.5		\$ 170	\$ 404	\$ 116	\$ 230	\$ 170	\$ 249	\$ 392	\$ 973	\$ 353		
	41	34	38	40	42	43	38	30	28	5,045.2	3,587.7	5,504.8	4,431.9	6,474.8	8,745.8	10,973.5	12,118.3	12,592.1		\$ 16,157	\$ 12,527	\$ 14,942	\$ 14,125	\$ 15,974	\$ 18,548	\$ 23,001	\$ 26,221	\$ 19,520		
	Averages (May - October irrigation season)										Totals										Totals									



BANGOR DITCH WATER CONSUMPTION: 1997 - 2005

Month	Customers (Active)										Volume (x 1,000 cf)										Revenue									
	1997	1998	1999	2000	2001	2002	2003	2004	2005	2006	1997	1998	1999	2000	2001	2002	2003	2004	2005	2006	1997	1998	1999	2000	2001	2002	2003	2004	2005	2006
	1	131	142	150	156	166	169	153	166	183	157	340.30	377.22	537.94	837.44	859.72	346.08	117.70	298.02	783.28	999.46	\$ 2,820	\$ 3,122	\$ 3,105	\$ 3,435	\$ 3,568	\$ 3,026	\$ 2,781	\$ 3,888	\$ 3,896
2	131	143	147	153	143	168	171	164	163	155	81.70	213.70	400.80	303.18	361.76	293.68	266.06	154.00	663.21	844.31	\$ 2,604	\$ 3,089	\$ 2,887	\$ 2,803	\$ 3,020	\$ 2,961	\$ 4,122	\$ 3,650	\$ 3,729	\$ 3,730
3	134	141	143	153	163	168	169	164	163	153	146.38	220.94	211.76	754.78	372.62	97.02	133.18	132.34	720.10	643.28	\$ 2,704	\$ 2,883	\$ 2,658	\$ 3,264	\$ 3,033	\$ 3,018	\$ 3,860	\$ 3,682	\$ 3,741	\$ 3,441
4	151	139	146	160	165	174	168	178	170	152	475.96	272.62	292.12	461.80	487.16	431.74	187.56	522.04	708.38	605.38	\$ 3,893	\$ 2,797	\$ 2,778	\$ 3,265	\$ 3,206	\$ 3,219	\$ 4,034	\$ 4,479	\$ 3,904	\$ 3,400
5	189	147	173	179	191	204	184	212	187	192	6,328.90	502.84	1,747.80	3,072.74	1,674.56	2,480.72	288.72	5,044.56	1,915.86	1,689.26	\$ 9,693	\$ 3,230	\$ 4,845	\$ 6,184	\$ 4,883	\$ 5,786	\$ 4,464	\$ 9,950	\$ 5,274	\$ 5,263
6	187	167	196	200	211	216	212	219	212	217	9,931.34	1,045.74	6,716.56	6,947.80	8,703.04	6,959.76	4,964.58	7,615.46	4,708.74	6,759.58	\$ 13,629	\$ 4,148	\$ 10,360	\$ 10,482	\$ 12,439	\$ 10,641	\$ 9,842	\$ 12,741	\$ 8,689	\$ 11,012
7	196	188	203	210	216	223	220	241	219	218	9,294.92	5,275.60	9,879.98	10,891.28	11,582.04	11,067.80	8,588.32	12,886.23	7,522.74	12,410.45	\$ 13,082	\$ 8,769	\$ 13,703	\$ 14,675	\$ 15,467	\$ 14,963	\$ 13,871	\$ 18,402	\$ 11,780	\$ 16,807
8	196	200	207	213	219	227	220	229	226		10,350.72	9,612.98	10,020.84	9,182.30	11,999.64	10,774.98	11,602.54	11,088.18	9,128.26		\$ 14,168	\$ 13,326	\$ 13,876	\$ 12,941	\$ 15,918	\$ 14,707	\$ 16,675	\$ 16,533	\$ 14,425	
9	189	197	204	221	220	226	221	226	223		9,246.50	9,359.26	10,184.08	11,723.20	11,423.02	10,348.92	9,755.90	10,421.12	10,175.54		\$ 12,945	\$ 13,000	\$ 13,983	\$ 15,704	\$ 15,307	\$ 14,357	\$ 14,926	\$ 15,787	\$ 15,496	
10	171	188	197	202	215	219	216	216	221		6,729.00	7,590.02	8,797.80	8,352.52	7,999.32	8,768.44	9,115.18	7,235.44	6,960.94		\$ 9,967	\$ 11,036	\$ 12,428	\$ 11,923	\$ 11,707	\$ 13,508	\$ 14,196	\$ 12,207	\$ 11,990	
11	123	170	181	182	195	199	196	182	185		1,925.90	4,401.70	4,334.72	2,553.02	3,808.04	9,929.70	4,545.10	1,943.22	3,803.24		\$ 4,908	\$ 7,320	\$ 7,401	\$ 5,548	\$ 6,995	\$ 13,400	\$ 8,930	\$ 5,912	\$ 7,743	
12	147	152	159	171	173	178	172	176	165		449.30	355.28	587.18	690.56	537.32	718.90	548.50	1,022.73	815.70		\$ 3,207	\$ 2,939	\$ 3,283	\$ 3,438	\$ 3,261	\$ 3,510	\$ 4,298	\$ 2,930	\$ 4,314	
	162	165	176	183	190	198	192	198	178		55,300.92	39,227.90	53,711.58	55,770.62	59,808.24	62,217.74	50,113.34	58,363.33	47,905.98		\$ 93,620	\$ 75,659	\$ 91,306	\$ 93,662	\$ 98,806	\$ 103,095	\$ 102,000	\$ 110,160	\$ 94,980	
	Averages										Totals										Totals									



PALERMO DITCH WATER CONSUMPTION: 1997 - 2005

Month	Customers (Active)											Volume (x 1,000 cf)										Revenue									
	1997	1998	1999	2000	2001	2002	2003	2004	2005	2005	1997	1998	1999	2000	2001	2002	2003	2004	2005	2006	1997	1998	1999	2000	2001	2002	2003	2004	2005	2006	
	1	66	64	70	70	70	78	56	75	71	71	178.86	180.56	214.12	236.90	189.36	220.22	84.60	219.66	342.90	491.02	\$ 1,579	\$ 1,476	\$ 1,487	\$ 1,465	\$ 1,380	\$ 1,491	\$ 1,067	\$ 1,945	\$ 1,548	\$ 1,811
2	63	60	67	67	70	76	73	72	68	69	136.76	186.24	126.06	97.27	187.48	230.52	148.02	208.66	519.50	426.59	\$ 1,510	\$ 1,393	\$ 1,363	\$ 1,384	\$ 1,370	\$ 1,435	\$ 1,746	\$ 1,881	\$ 1,828	\$ 1,728	
3	67	63	61	67	68	76	74	72	68	70	254.78	165.84	559.58	75.67	180.76	197.06	206.80	169.64	546.35	420.94	\$ 1,607	\$ 1,405	\$ 1,518	\$ 1,330	\$ 1,296	\$ 1,412	\$ 1,825	\$ 1,839	\$ 1,824	\$ 1,714	
4	116	63	66	81	73	86	76	72	68	69	3,483.10	197.96	284.32	965.60	354.76	417.56	275.42	444.95	549.72	422.94	\$ 5,777	\$ 1,438	\$ 1,309	\$ 2,982	\$ 1,600	\$ 1,766	\$ 1,976	\$ 2,126	\$ 1,838	\$ 1,689	
5	163	79	146	103	157	175	86	185	88	125	7,347.80	627.76	4,639.00	1,527.22	5,476.48	5,682.40	323.98	6,617.18	941.42	2,695.41	\$ 10,369	\$ 2,187	\$ 7,098	\$ 3,498	\$ 7,980	\$ 8,465	\$ 2,336	\$ 10,754	\$ 2,606	\$ 5,056	
6	192	110	189	175	191	205	196	199	175	188	9,008.54	2,202.32	8,501.10	7,030.98	8,965.98	8,406.36	8,581.26	8,260.96	6,450.06	8,099.80	\$ 12,456	\$ 4,200	\$ 11,644	\$ 10,768	\$ 12,111	\$ 11,617	\$ 12,902	\$ 12,650	\$ 9,832	\$ 11,800	
7	197	200	193	189	199	204	214	198	202	200	10,829.98	9,739.26	9,988.64	6,678.91	9,891.16	9,241.96	8,396.05	8,020.61	8,669.57	9,433.97	\$ 14,403	\$ 13,181	\$ 13,279	\$ 10,991	\$ 13,104	\$ 11,704	\$ 13,069	\$ 12,389	\$ 12,637	\$ 13,723	
8	194	206	197	196	206	215	219	206	209		9,851.88	9,902.92	8,536.10	7,681.16	9,890.66	9,912.98	11,834.39	7,764.92	10,344.43		\$ 13,314	\$ 13,376	\$ 11,811	\$ 12,577	\$ 13,227	\$ 13,375	\$ 15,693	\$ 13,173	\$ 14,545		
9	181	193	190	182	200	212	217	196	201		8,195.80	10,437.54	9,035.80	6,562.26	9,364.84	9,801.94	9,473.72	9,199.26	9,462.04		\$ 11,452	\$ 13,793	\$ 12,264	\$ 10,717	\$ 12,663	\$ 13,247	\$ 14,330	\$ 13,699	\$ 13,495		
10	123	147	178	154	169	187	173	172	165		2,949.44	5,460.60	6,136.88	2,805.99	4,944.42	6,665.24	5,406.14	4,468.28	5,425.76		\$ 5,245	\$ 8,176	\$ 9,106	\$ 5,972	\$ 7,664	\$ 9,642	\$ 9,324	\$ 8,331	\$ 8,640		
11	55	85	91	79	98	142	102	79	91		831.88	795.18	623.20	382.40	1,019.00	963.32	862.74	227.80	883.35		\$ 2,475	\$ 2,266	\$ 2,142	\$ 1,802	\$ 2,517	\$ 2,799	\$ 3,130	\$ 2,024	\$ 2,587		
12	58	71	71	74	79	76	84	75	75		184.70	205.20	323.26	121.03	301.30	197.90	272.54	539.79	538.60		\$ 1,593	\$ 1,489	\$ 1,576	\$ 1,408	\$ 1,597	\$ 1,236	\$ 2,203	\$ 1,171	\$ 1,938		
	123	112	127	120	132	144	131	123			53,253.52	40,101.38	48,968.06	34,165.39	50,766.20	51,937.46	45,865.66	46,141.72	44,673.70		\$ 81,781	\$ 64,382	\$ 74,597	\$ 64,893	\$ 76,508	\$ 78,188	\$ 79,600	\$ 81,984	\$ 73,318		
	Averages										Totals										Totals										

