



## ***SOUTH FEATHER WATER & POWER AGENCY***

---

**TO:** Board of Directors

**FROM:** Jennifer Slinkard, Finance Division Manager

**DATE:** January 17, 2007

**RE:** General Information (regarding matters not scheduled on the agenda)  
1/23/07 Board of Directors Meeting

### **South Feather Relicensing Consulting Services**

Devine, Tarbell and Associates, Inc. (DTA), consultant for the South Feather Project relicensing submitted its Monthly Activity Report for the period of October 30, 2006 through November 26, 2006 in the amount of \$36,808.

### **Sly Creek Power Generation**

In January the Sly Creek annual generation for 2006 was calculated. The total Water Division Revenue earned from PG&E for Sly Creek power generation was \$369,149. The 2006 budget for revenue from this source was \$240,000.

### **Property Tax Revenues**

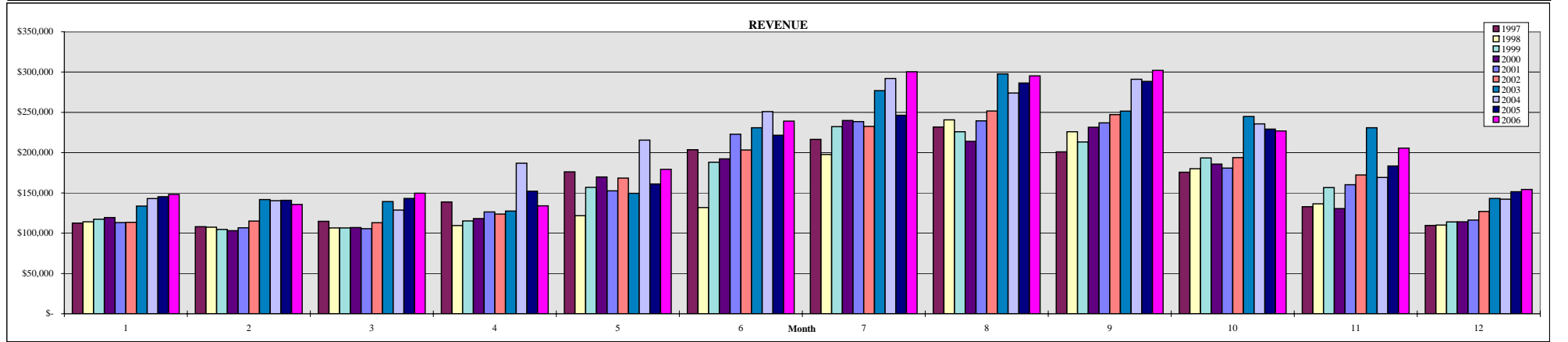
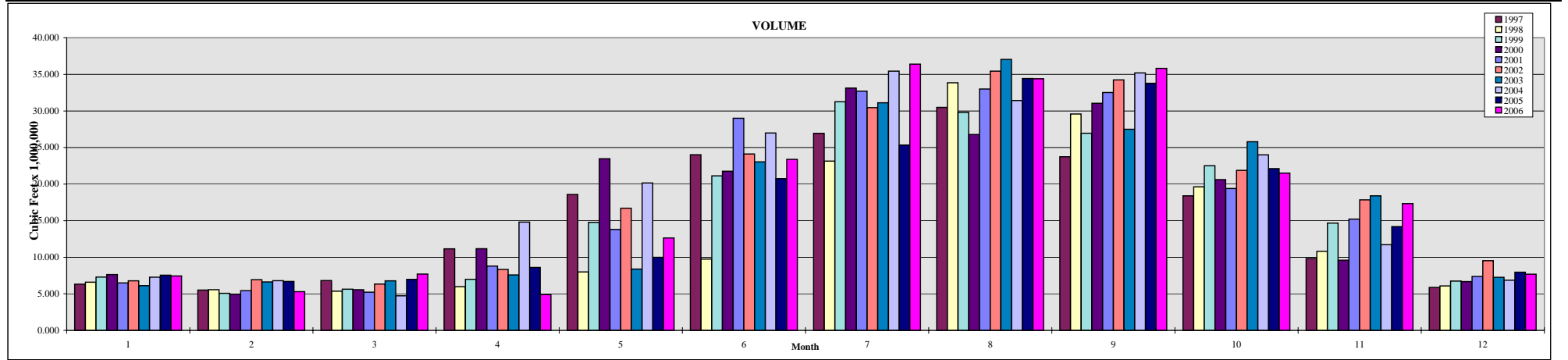
On January 4<sup>th</sup>, a check in the amount of \$225,978 was received from Butte County for the Agency's share of the property tax revenues collected from July 1, 2006 through December 18, 2006. This brings the total 2006 revenue earned from this source to \$293,178, with the 2006 budget being \$225,000.

### **2006 Audit**

On January 10, 2007, I met with Michelle Nelson from Mann, Urrutia, Nelson CPAs & Associates to discuss the 2006 Audit. We have scheduled the preliminary audit work, which is primarily a review and test of internal controls, for February 6<sup>th</sup> and 7<sup>th</sup>. The bulk of the year-end audit work is scheduled to begin on March 20<sup>th</sup> and should take approximately one week. Mrs. Nelson wanted me to let you know that she is available during those times to speak with board members here at the office, or is available by phone anytime at 916-929-0540. Please feel free to contact her directly if you have any questions regarding the audit.

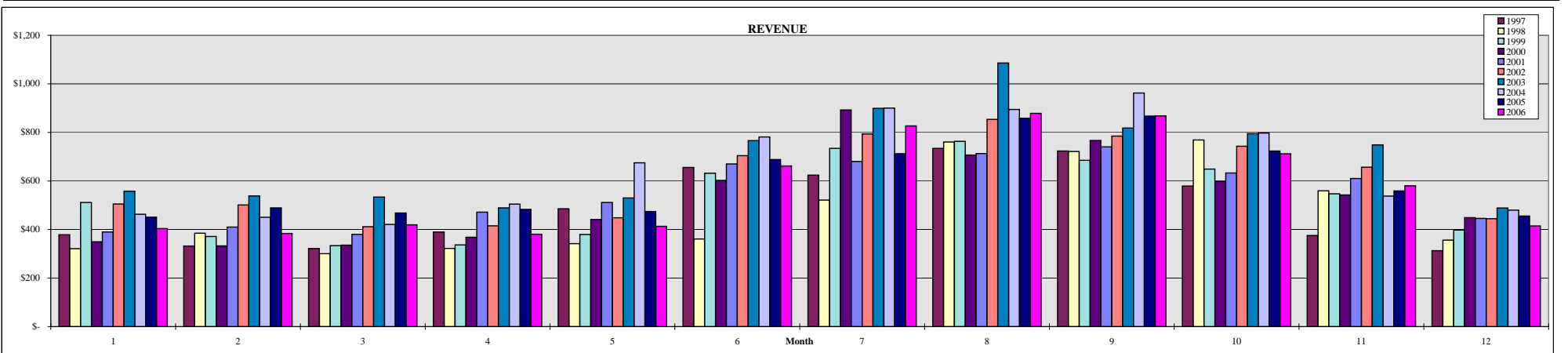
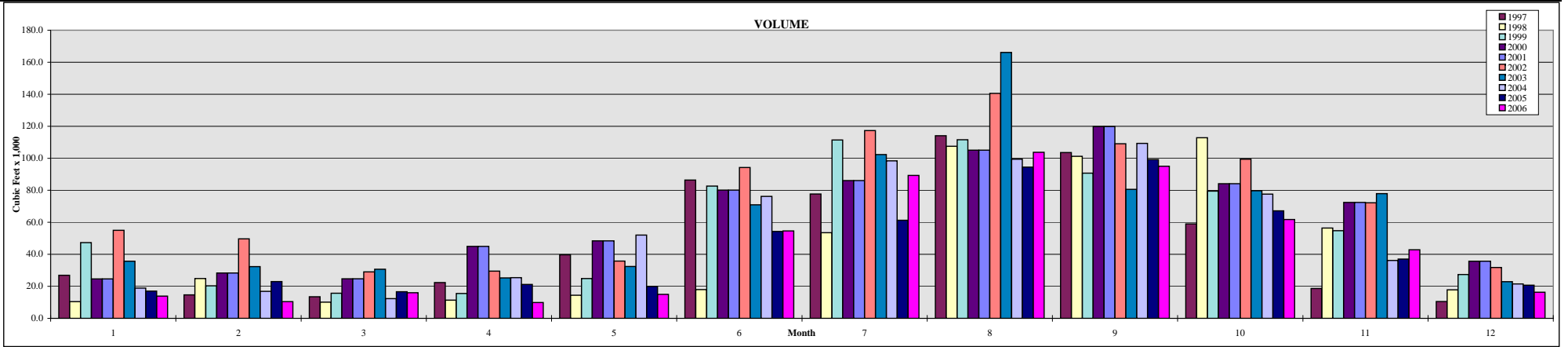
**MINERS RANCH TREATMENT PLANT CONSUMPTION: 1997 - 2006**

Month	Customers (Active)										Volume (x 1,000,000 cf)								Revenue											
	1997	1998	1999	2000	2001	2002	2003	2004	2005	2006	1997	1998	1999	2000	2001	2002	2003	2004	2005	2006	1997	1998	1999	2000	2001	2002	2003	2004	2005	2006
	1	5,970	5,892	6,038	6,061	6,113	6,173	6,313	6,429	6,474	6,573	6,328	6,591	7,295	7,639	6,487	6,775	6,122	7,271	7,554	7,448	\$ 112,556	\$ 114,155	\$ 117,445	\$ 119,450	\$ 113,241	\$ 113,477	\$ 133,641	\$ 143,027	\$ 145,277
2	5,970	5,989	6,023	6,052	6,120	6,176	6,339	6,420	6,471	6,587	5,515	5,569	5,070	4,955	5,431	6,936	6,628	6,796	6,691	5,292	\$ 108,066	\$ 107,507	\$ 104,657	\$ 103,050	\$ 106,726	\$ 115,056	\$ 141,679	\$ 140,355	\$ 140,867	\$ 135,734
3	5,967	5,996	6,018	6,099	6,112	6,185	6,352	6,418	6,491	6,599	6,819	5,364	5,643	5,566	5,228	6,334	6,774	4,730	6,973	7,711	\$ 114,730	\$ 106,584	\$ 106,598	\$ 107,018	\$ 105,612	\$ 113,010	\$ 139,244	\$ 128,788	\$ 143,055	\$ 149,585
4	5,968	5,995	6,035	6,065	6,123	6,195	6,351	6,431	6,504	6,601	11,161	5,974	6,981	11,165	8,803	8,342	7,575	14,813	8,602	4,902	\$ 138,796	\$ 109,558	\$ 115,190	\$ 118,114	\$ 126,323	\$ 123,744	\$ 127,524	\$ 186,929	\$ 152,140	\$ 134,041
5	5,983	6,001	6,050	6,080	6,122	6,193	6,350	6,425	6,521	6,617	18,576	7,992	14,773	23,474	13,808	16,710	8,391	20,148	9,999	12,634	\$ 176,184	\$ 121,684	\$ 156,999	\$ 169,787	\$ 152,637	\$ 168,473	\$ 149,448	\$ 215,567	\$ 161,093	\$ 179,334
6	5,987	6,003	6,062	6,079	6,138	6,185	6,362	6,430	6,523	6,629	24,010	9,754	21,119	21,765	29,002	24,116	23,040	26,978	20,752	23,382	\$ 203,567	\$ 131,788	\$ 188,176	\$ 192,266	\$ 222,846	\$ 203,323	\$ 230,840	\$ 250,942	\$ 221,634	\$ 239,100
7	6,001	6,019	6,067	6,090	6,146	6,212	6,372	6,447	6,523	6,622	26,938	23,137	31,259	33,114	32,707	30,445	31,117	35,443	25,326	36,390	\$ 216,473	\$ 197,732	\$ 232,307	\$ 239,881	\$ 238,548	\$ 232,671	\$ 277,024	\$ 292,074	\$ 246,343	\$ 300,406
8	6,002	6,036	6,063	6,103	6,148	6,222	6,403	6,451	6,536	6,653	30,486	33,858	29,800	26,787	33,005	35,448	37,053	31,434	34,428	34,406	\$ 231,757	\$ 240,693	\$ 225,949	\$ 214,049	\$ 239,424	\$ 251,741	\$ 297,688	\$ 273,996	\$ 286,438	\$ 295,228
9	6,004	6,042	6,059	6,114	6,152	6,251	6,396	6,463	6,536	6,652	23,736	29,575	26,951	31,057	32,518	34,240	27,494	35,193	33,775	35,822	\$ 201,009	\$ 225,969	\$ 213,264	\$ 231,555	\$ 236,950	\$ 247,204	\$ 251,588	\$ 291,115	\$ 288,492	\$ 302,033
10	5,998	6,036	6,061	6,120	6,156	6,257	6,407	6,463	6,543	6,653	18,402	19,618	22,506	20,615	19,410	21,874	25,796	23,999	22,126	21,505	\$ 175,703	\$ 179,970	\$ 193,395	\$ 185,800	\$ 180,771	\$ 193,918	\$ 244,822	\$ 235,668	\$ 229,208	\$ 226,935
11	5,987	6,041	6,060	6,125	6,162	6,244	6,406	6,460	6,558	6,664	9,814	10,814	14,678	9,599	15,217	17,848	18,403	11,714	14,193	17,340	\$ 132,952	\$ 136,419	\$ 156,601	\$ 130,495	\$ 160,144	\$ 172,334	\$ 230,893	\$ 169,262	\$ 183,401	\$ 205,562
12	5,981	6,045	6,059	6,123	6,174	6,241	6,404	6,477	6,565	6,657	5,872	6,073	6,745	6,673	7,380	9,536	7,259	6,858	7,959	7,683	\$ 109,560	\$ 110,076	\$ 113,990	\$ 114,130	\$ 116,335	\$ 126,989	\$ 143,185	\$ 142,156	\$ 151,576	\$ 154,272
	5,985	6,008	6,050	6,093	6,139	6,211	6,371	6,443	6,520	6,626	187,657	164,318	192,823	202,410	208,996	218,603	205,651	225,378	198,380	214,517	\$ 1,921,354	\$ 1,782,134	\$ 1,924,573	\$ 1,925,595	\$ 1,999,557	\$ 2,061,941	\$ 2,367,575	\$ 2,469,879	\$ 2,349,523	\$ 2,470,368
	Averages										Totals								Totals											



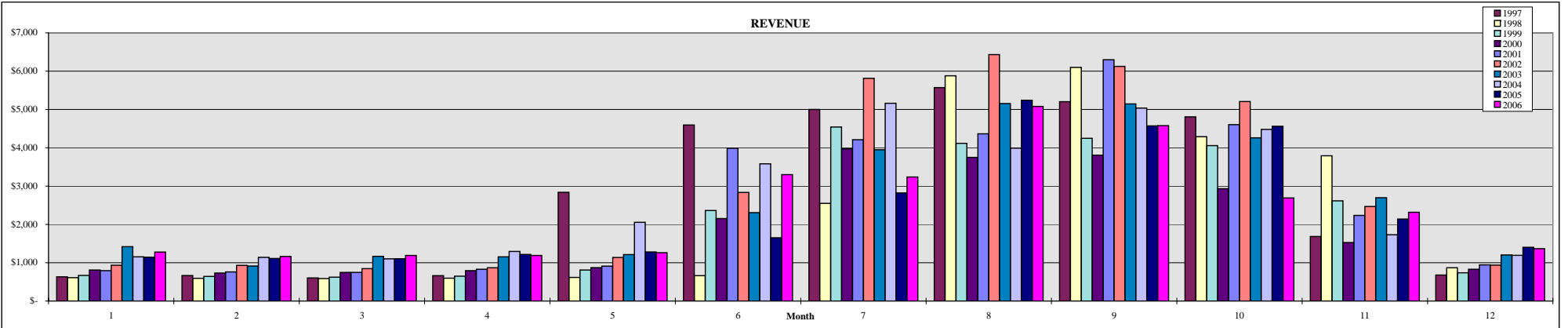
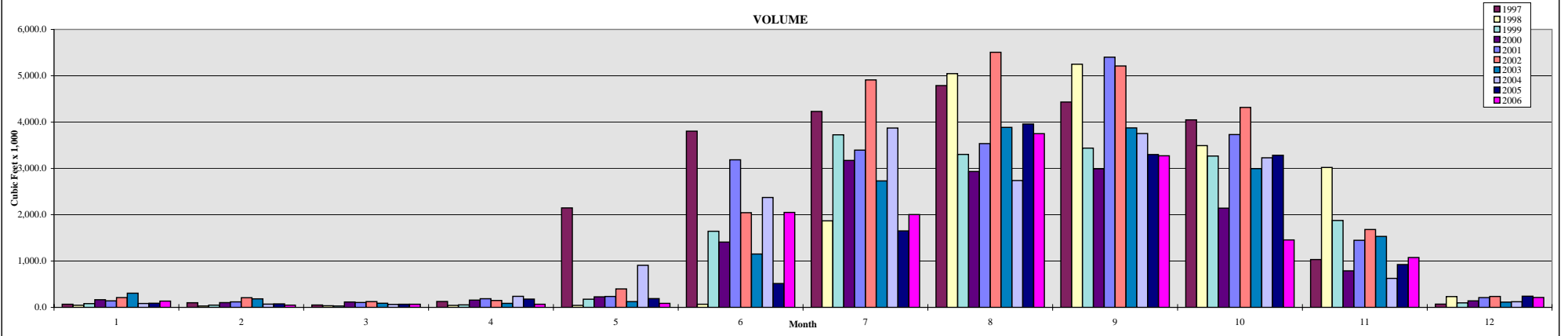
**BANGOR TREATMENT PLANT CONSUMPTION: 1997 - 2006**

Month	Customers (Active)										Volume (x 1,000 cf)								Revenue											
	1997	1998	1999	2000	2001	2002	2003	2004	2005	2006	1997	1998	1999	2000	2001	2002	2003	2004	2005	2006	1997	1998	1999	2000	2001	2002	2003	2004	2005	2006
	1	20	20	19	18	18	19	22	22	22	24	26.9	10.4	47.3	24.6	24.6	55.0	35.7	18.9	17.0	13.9	\$ 378	\$ 321	\$ 511	\$ 350	\$ 390	\$ 505	\$ 558	\$ 463	\$ 451
2	20	20	19	18	18	19	22	22	22	23	14.7	24.9	20.3	28.3	28.3	49.7	32.3	16.9	23.0	10.4	\$ 332	\$ 385	\$ 371	\$ 333	\$ 410	\$ 501	\$ 538	\$ 450	\$ 489	\$ 384
3	20	20	18	18	18	19	23	22	24	23	13.5	10.1	15.7	24.7	24.7	29.0	30.7	12.3	16.6	16.0	\$ 322	\$ 300	\$ 334	\$ 336	\$ 380	\$ 412	\$ 533	\$ 421	\$ 468	\$ 419
4	21	19	19	17	18	19	23	22	23	23	22.4	11.4	15.5	45.0	45.0	29.5	25.3	25.4	21.2	9.9	\$ 390	\$ 322	\$ 336	\$ 368	\$ 472	\$ 415	\$ 489	\$ 505	\$ 483	\$ 380
5	21	19	19	17	18	19	22	22	23	23	39.7	14.4	24.9	48.4	48.4	35.8	32.4	52.0	19.9	15.0	\$ 485	\$ 342	\$ 380	\$ 442	\$ 512	\$ 448	\$ 530	\$ 675	\$ 474	\$ 413
6	20	19	19	18	18	19	21	22	23	24	86.4	18.0	82.6	80.1	80.1	94.2	70.9	76.2	54.3	54.6	\$ 656	\$ 361	\$ 632	\$ 602	\$ 670	\$ 704	\$ 766	\$ 781	\$ 688	\$ 662
7	19	20	19	18	18	19	21	22	24	22	77.7	53.5	111.4	86.1	86.1	117.3	102.3	98.4	61.3	89.3	\$ 624	\$ 521	\$ 734	\$ 892	\$ 680	\$ 794	\$ 899	\$ 900	\$ 712	\$ 827
8	19	20	18	18	18	19	21	22	24	23	114.1	107.5	111.6	105.1	105.1	140.5	166.1	99.4	94.5	103.7	\$ 734	\$ 761	\$ 763	\$ 707	\$ 713	\$ 854	\$ 895	\$ 858	\$ 878	\$ 878
9	19	19	18	18	18	21	21	22	23	23	103.6	101.2	90.7	119.8	119.8	109.1	80.6	109.3	99.2	95.0	\$ 723	\$ 721	\$ 685	\$ 767	\$ 740	\$ 785	\$ 818	\$ 962	\$ 867	\$ 868
10	20	20	18	18	18	20	22	22	23	24	59.0	112.8	79.5	84.1	84.1	99.4	79.7	77.6	67.2	61.8	\$ 579	\$ 769	\$ 649	\$ 598	\$ 633	\$ 743	\$ 795	\$ 797	\$ 723	\$ 712
11	20	19	18	18	18	19	22	22	23	23	18.7	56.4	54.8	72.4	72.4	72.2	77.9	36.2	37.0	42.8	\$ 376	\$ 559	\$ 547	\$ 542	\$ 610	\$ 657	\$ 749	\$ 538	\$ 559	\$ 580
12	20	19	18	18	18	19	21	22	23	23	10.5	17.8	27.4	35.7	35.7	31.8	22.9	21.5	20.7	16.3	\$ 313	\$ 356	\$ 397	\$ 449	\$ 446	\$ 445	\$ 489	\$ 480	\$ 456	\$ 415
	20	20	19	18	18	20	22	22	23	23	587.2	538.4	681.7	754.3	754.3	863.5	756.8	644.1	531.9	528.8	\$ 5,912	\$ 5,719	\$ 6,340	\$ 6,385	\$ 6,655	\$ 7,261	\$ 8,249	\$ 7,866	\$ 7,229	\$ 6,941
	Averages										Totals								Totals											



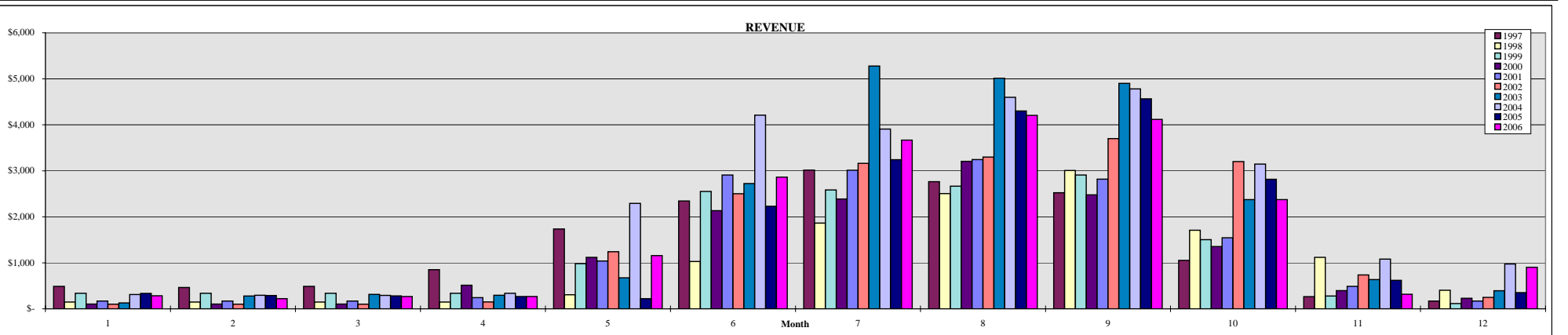
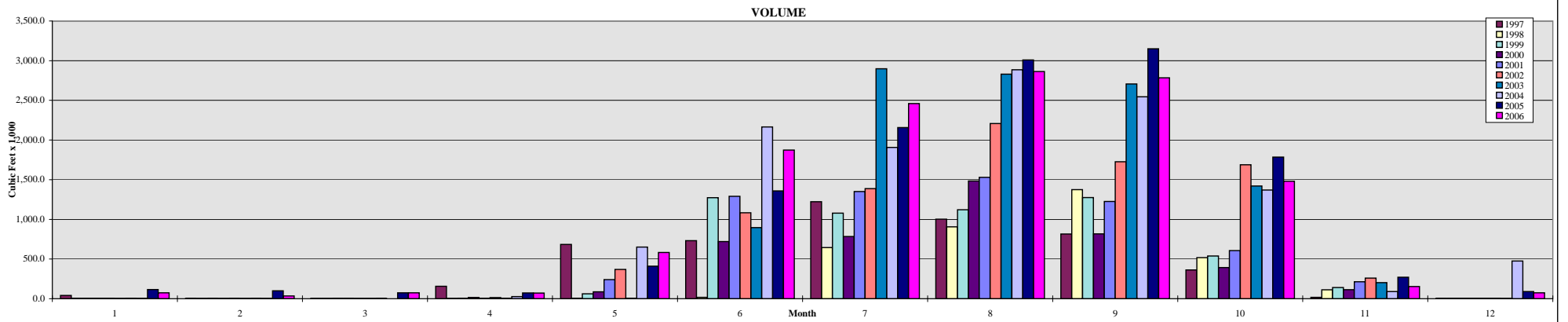
**COMMUNITY LINE WATER CONSUMPTION: 1997 - 2006**

Month	Customers (Active)											Volume (x 1,000 cf)								Revenue										
	1997	1998	1999	2000	2001	2002	2003	2004	2005	2006	1997	1998	1999	2000	2001	2002	2003	2004	2005	2006	1997	1998	1999	2000	2001	2002	2003	2004	2005	2006
1	51	51	53	58	59	65	63	61	60	65	68.3	46.5	80.4	165.7	141.7	211.6	305.8	84.9	89.8	136.5	\$ 631	\$ 609	\$ 668	\$ 809	\$ 794	\$ 933	\$ 1,417	\$ 1,155	\$ 1,142	\$ 1,278
2	51	51	54	57	58	65	59	61	59	64	100.8	29.9	49.5	101.9	119.0	209.2	183.8	70.9	74.9	47.5	\$ 665	\$ 592	\$ 641	\$ 732	\$ 761	\$ 930	\$ 913	\$ 1,141	\$ 1,110	\$ 1,165
3	50	50	54	57	58	65	62	59	59	64	52.8	34.2	29.0	116.4	105.4	125.7	89.9	65.3	68.3	67.8	\$ 603	\$ 585	\$ 624	\$ 747	\$ 747	\$ 844	\$ 1,166	\$ 1,100	\$ 1,103	\$ 1,190
4	52	50	54	58	58	65	61	60	59	64	126.5	44.7	54.6	158.0	186.3	150.0	85.9	238.9	179.2	67.6	\$ 662	\$ 596	\$ 650	\$ 793	\$ 830	\$ 868	\$ 1,154	\$ 1,296	\$ 1,217	\$ 1,190
5	58	52	57	58	63	66	62	64	62	67	2,147.8	44.6	177.5	227.0	236.7	399.7	125.1	908.6	189.2	86.9	\$ 2,838	\$ 616	\$ 810	\$ 872	\$ 911	\$ 1,138	\$ 1,214	\$ 2,056	\$ 1,280	\$ 1,262
6	59	53	61	63	65	67	64	65	64	68	3,805.1	67.6	1,644.0	1,410.4	3,185.5	2,045.4	1,151.2	2,372.5	515.6	2,049.0	\$ 4,593	\$ 663	\$ 2,364	\$ 2,152	\$ 3,990	\$ 2,836	\$ 2,306	\$ 3,581	\$ 1,651	\$ 3,300
7	58	59	64	66	65	69	65	67	64	67	4,228.5	1,867.8	3,726.3	3,171.5	3,395.3	4,911.0	2,729.9	3,873.0	1,652.2	2,004.9	\$ 5,002	\$ 2,550	\$ 4,542	\$ 3,972	\$ 4,212	\$ 5,815	\$ 3,949	\$ 5,162	\$ 2,822	\$ 3,238
8	58	62	65	66	66	69	66	67	67	70	4,789.2	5,044.3	3,302.3	2,934.2	3,534.6	5,507.4	3,884.0	2,738.5	3,957.9	3,750.7	\$ 5,571	\$ 5,878	\$ 4,116	\$ 3,748	\$ 4,367	\$ 6,432	\$ 5,156	\$ 3,993	\$ 5,239	\$ 5,080
9	58	63	64	66	67	69	69	66	67	69	4,432.7	5,248.8	3,438.5	2,991.5	5,401.0	5,209.8	3,874.6	3,752.9	3,300.4	3,273.6	\$ 5,204	\$ 6,099	\$ 4,246	\$ 3,807	\$ 6,300	\$ 6,125	\$ 5,146	\$ 5,038	\$ 4,572	\$ 4,579
10	58	63	63	66	69	69	67	66	68	68	4,047.1	3,491.6	3,266.2	2,141.8	3,729.5	4,317.6	2,996.6	3,229.3	3,283.3	1,456.6	\$ 4,807	\$ 4,289	\$ 4,057	\$ 2,932	\$ 4,606	\$ 5,206	\$ 4,259	\$ 4,479	\$ 4,561	\$ 2,690
11	58	63	62	65	68	67	64	62	68	69	1,032.8	3,020.6	1,876.5	788.1	1,448.6	1,680.5	1,531.5	625.5	923.8	1,077.1	\$ 1,685	\$ 3,791	\$ 2,615	\$ 1,526	\$ 2,236	\$ 2,468	\$ 2,697	\$ 1,729	\$ 2,142	\$ 2,317
12	55	57	58	62	66	63	62	61	66	66	70.9	233.7	96.8	141.6	210.8	236.1	113.2	122.1	240.7	215.3	\$ 678	\$ 868	\$ 738	\$ 828	\$ 943	\$ 936	\$ 1,202	\$ 1,193	\$ 1,403	\$ 1,368
Averages	56	56	59	62	64	67	63	63	64	67	24,902.5	19,174.3	17,741.6	14,348.1	21,694.4	25,004.0	17,071.5	18,082.4	14,475.3	14,233.5	\$ 32,940	\$ 27,136	\$ 26,072	\$ 22,918	\$ 30,695	\$ 34,532	\$ 30,579	\$ 31,923	\$ 28,657	\$ 28,657
Totals																														



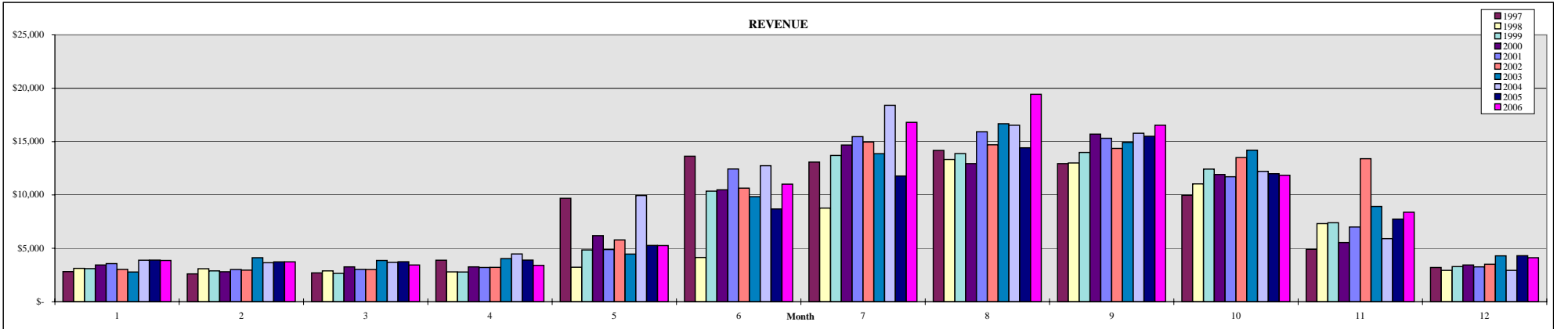
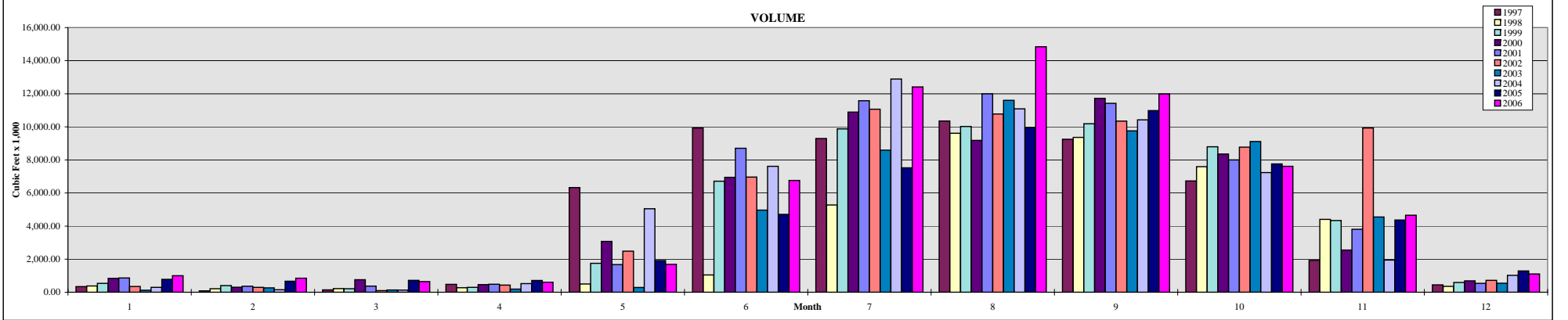
**FORBESTOWN DITCH WATER CONSUMPTION: 1997 - 2006**

Month	Customers (Active)											Volume (x 1,000 cf)								Revenue										
	1997	1998	1999	2000	2001	2002	2003	2004	2005	2006	1997	1998	1999	2000	2001	2002	2003	2004	2005	2006	1997	1998	1999	2000	2001	2002	2003	2004	2005	2006
1	18	5	10	5	7	5	7	10	14	11	41.0	2.4	3.3	4.5	2.4	1.7	4.3	1.7	115.5	74.2	\$ 490	\$ 147	\$ 338	\$ 105	\$ 169	\$ 102	\$ 127	\$ 312	\$ 335	\$ 284
2	11	5	10	5	5	5	8	9	12	10	2.5	1.7	2.7	2.3	2.4	1.7	3.1	0.8	99.2	34.5	\$ 463	\$ 147	\$ 338	\$ 102	\$ 168	\$ 102	\$ 278	\$ 293	\$ 290	\$ 222
3	12	5	10	5	7	5	9	9	11	10	2.3	1.6	2.4	2.8	1.9	2.1	2.7	0.4	74.8	74.3	\$ 487	\$ 147	\$ 337	\$ 103	\$ 169	\$ 102	\$ 313	\$ 293	\$ 280	\$ 267
4	16	5	10	13	9	7	9	10	10	10	157.1	2.3	2.9	15.1	4.3	14.6	2.5	26.8	72.8	71.4	\$ 850	\$ 147	\$ 338	\$ 513	\$ 244	\$ 151	\$ 295	\$ 338	\$ 268	\$ 266
5	34	9	24	24	24	27	15	37	23	26	684.8	6.8	62.0	87.3	240.6	368.8	5.5	650.7	409.5	583.1	\$ 1,736	\$ 305	\$ 983	\$ 1,119	\$ 1,040	\$ 1,241	\$ 673	\$ 2,292	\$ 222	\$ 1,157
6	46	26	38	36	45	39	38	48	36	42	732.4	16.8	1,273.3	721.3	1,291.0	1,083.5	896.5	2,164.7	1,359.0	1,873.7	\$ 2,343	\$ 1,030	\$ 2,551	\$ 2,135	\$ 2,909	\$ 2,503	\$ 2,724	\$ 4,210	\$ 2,229	\$ 2,862
7	48	37	43	46	47	50	51	47	49	42	1,223.1	644.3	1,079.0	784.7	1,350.7	1,387.3	2,898.2	1,907.3	2,157.2	2,459.6	\$ 3,015	\$ 1,863	\$ 2,584	\$ 2,387	\$ 3,012	\$ 3,162	\$ 5,276	\$ 3,907	\$ 3,241	\$ 3,667
8	46	44	43	52	48	46	47	54	53	53	1,002.8	905.5	1,120.9	1,483.7	1,530.4	2,207.7	2,829.6	2,885.7	3,009.0	2,863.3	\$ 2,763	\$ 2,504	\$ 2,666	\$ 3,205	\$ 3,243	\$ 3,299	\$ 5,013	\$ 4,597	\$ 4,301	\$ 4,205
9	49	49	50	46	46	53	48	56	54	52	815.6	1,374.6	1,274.2	817.6	1,226.4	1,726.4	2,705.8	2,544.3	3,150.0	2,784.4	\$ 2,524	\$ 3,007	\$ 2,909	\$ 2,478	\$ 2,820	\$ 3,700	\$ 4,900	\$ 4,780	\$ 4,564	\$ 4,116
10	24	38	32	38	42	41	29	44	43	44	362.7	517.3	539.1	392.3	606.2	1,688.6	1,419.9	1,370.4	1,785.5	1,480.9	\$ 1,053	\$ 1,708	\$ 1,505	\$ 1,352	\$ 1,543	\$ 3,202	\$ 2,374	\$ 3,147	\$ 2,817	\$ 2,373
11	7	25	8	13	12	18	14	11	18	7	17.9	112.0	140.6	113.8	214.1	259.7	203.3	90.6	270.1	154.4	\$ 264	\$ 1,120	\$ 278	\$ 395	\$ 488	\$ 737	\$ 634	\$ 1,081	\$ 620	\$ 317
12	7	12	6	5	5	10	12	22	14	8	3.1	2.4	4.4	6.5	4.4	3.7	2.1	474.9	89.5	74.6	\$ 170	\$ 230	\$ 116	\$ 230	\$ 170	\$ 249	\$ 392	\$ 973	\$ 353	\$ 904
	41	34	38	40	42	43	38	30	28	44	5,045.2	3,587.7	5,504.8	4,431.9	6,474.8	8,745.8	10,973.5	12,118.3	12,592.1	12,528.4	\$ 16,157	\$ 12,527	\$ 14,942	\$ 14,125	\$ 15,974	\$ 18,548	\$ 23,001	\$ 26,221	\$ 19,520	\$ 20,641
	Averages (May - October irrigation season)											Totals								Totals										



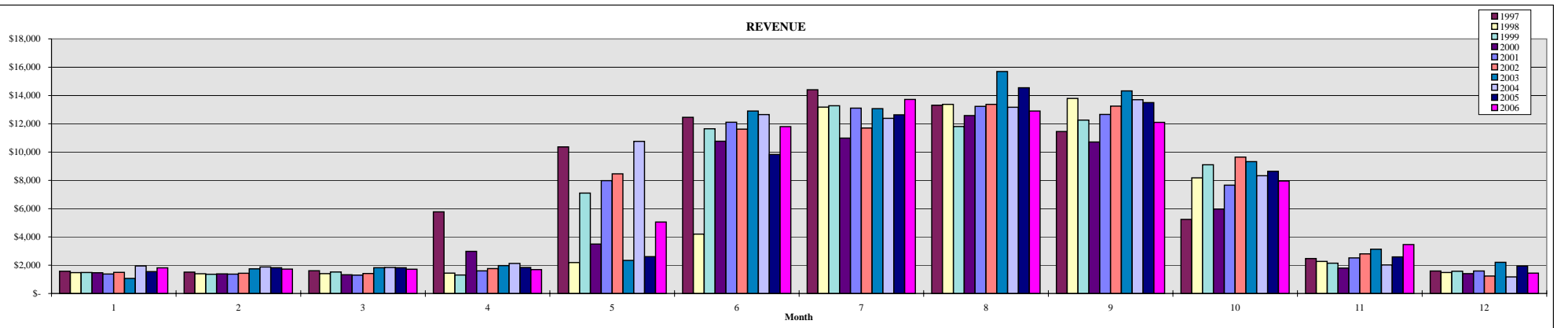
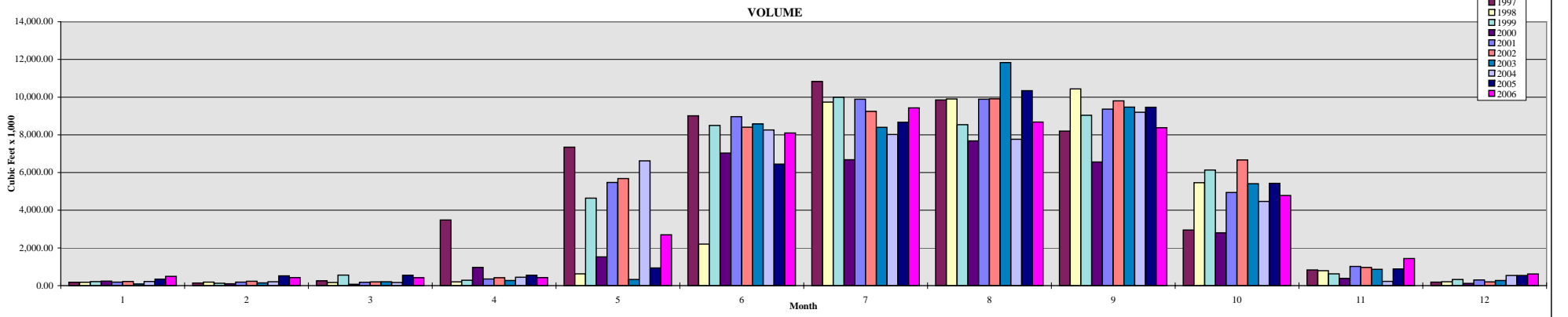
**BANGOR DITCH WATER CONSUMPTION: 1997 - 2006**

Month	Customers (Active)										Volume (x 1,000 cf)										Revenue									
	1997	1998	1999	2000	2001	2002	2003	2004	2005	2006	1997	1998	1999	2000	2001	2002	2003	2004	2005	2006	1997	1998	1999	2000	2001	2002	2003	2004	2005	2006
	1	131	142	150	156	166	169	153	166	183	157	340.30	377.22	537.94	837.44	859.72	346.08	117.70	298.02	783.28	999.46	\$ 2,820	\$ 3,122	\$ 3,105	\$ 3,435	\$ 3,568	\$ 3,026	\$ 2,781	\$ 3,888	\$ 3,896
2	131	143	147	153	143	168	171	164	163	155	81.70	213.70	400.80	303.18	361.76	293.68	266.06	154.00	663.21	844.31	\$ 2,604	\$ 3,089	\$ 2,887	\$ 2,803	\$ 3,020	\$ 2,961	\$ 4,122	\$ 3,650	\$ 3,729	\$ 3,730
3	134	141	143	153	163	168	169	164	163	153	146.38	220.94	211.76	754.78	372.62	97.02	133.18	132.34	720.10	643.28	\$ 2,704	\$ 2,883	\$ 2,658	\$ 3,264	\$ 3,033	\$ 3,018	\$ 3,860	\$ 3,682	\$ 3,741	\$ 3,441
4	151	139	146	160	165	174	168	178	170	152	475.96	272.62	292.12	461.80	487.16	431.74	187.56	522.04	708.38	605.38	\$ 3,893	\$ 2,797	\$ 2,778	\$ 3,265	\$ 3,206	\$ 3,219	\$ 4,034	\$ 4,479	\$ 3,904	\$ 3,400
5	189	147	173	179	191	204	184	212	187	192	6,328.90	502.84	1,747.80	3,072.74	1,674.56	2,480.72	288.72	5,044.56	1,915.86	1,689.26	\$ 9,693	\$ 3,230	\$ 4,845	\$ 6,184	\$ 4,883	\$ 5,786	\$ 4,464	\$ 9,950	\$ 5,274	\$ 5,263
6	187	167	196	200	211	216	212	219	212	217	9,931.34	1,045.74	6,716.56	6,947.80	8,703.04	6,959.76	4,964.58	7,615.46	4,708.74	6,759.58	\$ 13,629	\$ 4,148	\$ 10,360	\$ 10,482	\$ 12,439	\$ 10,641	\$ 9,842	\$ 12,741	\$ 8,689	\$ 11,012
7	196	188	203	210	216	223	220	241	219	218	9,294.92	5,275.60	9,879.98	10,891.28	11,582.04	11,067.80	8,588.32	12,886.23	7,522.74	12,410.45	\$ 13,082	\$ 8,769	\$ 13,703	\$ 14,675	\$ 15,467	\$ 14,963	\$ 13,871	\$ 18,402	\$ 11,780	\$ 16,807
8	196	200	207	213	219	227	220	229	226	222	10,350.72	9,612.98	10,020.84	9,182.30	11,999.64	10,774.98	11,602.54	11,088.18	9,961.04	14,843.95	\$ 14,168	\$ 13,326	\$ 13,876	\$ 12,941	\$ 15,918	\$ 14,707	\$ 16,675	\$ 16,533	\$ 14,425	\$ 19,431
9	189	197	204	221	220	226	221	226	223	225	9,246.50	9,359.26	10,184.08	11,723.20	11,423.02	10,348.92	9,755.90	10,421.12	10,981.46	11,988.86	\$ 12,945	\$ 13,000	\$ 13,983	\$ 15,704	\$ 15,307	\$ 14,357	\$ 14,926	\$ 15,787	\$ 15,496	\$ 16,535
10	171	188	197	202	215	219	216	216	221	218	6,729.00	7,590.02	8,797.80	8,352.52	7,999.32	8,768.44	9,115.18	7,235.44	7,757.52	7,617.21	\$ 9,967	\$ 11,036	\$ 12,428	\$ 11,923	\$ 11,707	\$ 13,508	\$ 14,196	\$ 12,207	\$ 11,990	\$ 11,845
11	123	170	181	182	195	199	196	182	185	196	1,925.90	4,401.70	4,334.72	2,553.02	3,808.04	9,929.70	4,545.10	1,943.22	4,363.88	4,658.00	\$ 4,908	\$ 7,320	\$ 7,401	\$ 5,548	\$ 6,995	\$ 13,400	\$ 8,930	\$ 5,912	\$ 7,743	\$ 8,379
12	147	152	159	171	173	178	172	176	165	174	449.30	355.28	587.18	690.56	537.32	718.90	548.50	1,022.73	1,286.40	1,106.82	\$ 3,207	\$ 2,939	\$ 3,283	\$ 3,438	\$ 3,261	\$ 3,510	\$ 4,298	\$ 2,930	\$ 4,314	\$ 4,119
	162	165	176	183	190	198	192	198	190	190	55,300.92	39,227.90	53,711.58	55,770.62	59,808.24	62,217.74	50,113.34	58,363.33	51,372.61	64,166.58	\$ 93,620	\$ 75,659	\$ 91,306	\$ 93,662	\$ 98,806	\$ 103,095	\$ 102,000	\$ 110,160	\$ 94,980	\$ 107,827
	Averages										Totals										Totals									



**PALERMO DITCH WATER CONSUMPTION: 1997 - 2006**

Month	Customers (Active)											Volume (x 1,000 cf)										Revenue									
	1997	1998	1999	2000	2001	2002	2003	2004	2005	2006	1997	1998	1999	2000	2001	2002	2003	2004	2005	2006	1997	1998	1999	2000	2001	2002	2003	2004	2005	2006	
	1	66	64	70	70	70	78	56	75	71	71	178.86	180.56	214.12	236.90	189.36	220.22	84.60	219.66	342.90	491.02	\$ 1,579	\$ 1,476	\$ 1,487	\$ 1,465	\$ 1,380	\$ 1,491	\$ 1,067	\$ 1,945	\$ 1,548	\$ 1,811
2	63	60	67	67	70	76	73	72	68	69	136.76	186.24	126.06	97.27	187.48	230.52	148.02	208.66	519.50	426.59	\$ 1,510	\$ 1,393	\$ 1,363	\$ 1,384	\$ 1,370	\$ 1,435	\$ 1,746	\$ 1,881	\$ 1,828	\$ 1,728	
3	67	63	61	67	68	76	74	72	68	70	254.78	165.84	559.58	75.67	180.76	197.06	206.80	169.64	546.35	420.94	\$ 1,607	\$ 1,405	\$ 1,518	\$ 1,330	\$ 1,296	\$ 1,412	\$ 1,825	\$ 1,839	\$ 1,824	\$ 1,714	
4	116	63	66	81	73	86	76	72	68	69	3,483.10	197.96	284.32	965.60	354.76	417.56	275.42	444.95	549.72	422.94	\$ 5,777	\$ 1,438	\$ 1,309	\$ 2,982	\$ 1,600	\$ 1,766	\$ 1,976	\$ 2,126	\$ 1,838	\$ 1,689	
5	163	79	146	103	157	175	86	185	88	125	7,347.80	627.76	4,639.00	1,527.22	5,476.48	5,682.40	323.98	6,617.18	941.42	2,695.41	\$ 10,369	\$ 2,187	\$ 7,098	\$ 3,498	\$ 7,980	\$ 8,465	\$ 2,336	\$ 10,754	\$ 2,606	\$ 5,056	
6	192	110	189	175	191	205	196	199	175	188	9,008.54	2,202.32	8,501.10	7,030.98	8,965.98	8,406.36	8,581.26	8,260.96	6,450.06	8,099.80	\$ 12,456	\$ 4,200	\$ 11,644	\$ 10,768	\$ 12,111	\$ 11,617	\$ 12,902	\$ 12,650	\$ 9,832	\$ 11,800	
7	197	200	193	189	199	204	214	198	202	200	10,829.98	9,739.26	9,988.64	6,678.91	9,891.16	9,241.96	8,396.05	8,020.61	8,669.57	9,433.97	\$ 14,403	\$ 13,181	\$ 13,279	\$ 10,991	\$ 13,104	\$ 11,704	\$ 13,069	\$ 12,389	\$ 12,637	\$ 13,723	
8	194	206	197	196	206	215	219	206	209	263	9,851.88	9,902.92	8,536.10	7,681.16	9,890.66	9,912.98	11,834.39	7,764.92	10,344.43	8,680.54	\$ 13,314	\$ 13,376	\$ 11,811	\$ 12,577	\$ 13,227	\$ 13,375	\$ 15,693	\$ 13,173	\$ 14,545	\$ 12,901	
9	181	193	190	182	200	212	217	196	201	190	8,195.80	10,437.54	9,035.80	6,562.26	9,364.84	9,801.94	9,473.72	9,199.26	9,462.04	8,377.17	\$ 11,452	\$ 13,793	\$ 12,264	\$ 10,717	\$ 12,663	\$ 13,247	\$ 14,330	\$ 13,699	\$ 13,495	\$ 12,098	
10	123	147	178	154	169	187	173	172	165	166	2,949.44	5,460.60	6,136.88	2,805.99	4,944.42	6,665.24	5,406.14	4,468.28	5,425.76	4,780.99	\$ 5,245	\$ 8,176	\$ 9,106	\$ 5,972	\$ 7,664	\$ 9,642	\$ 9,324	\$ 8,331	\$ 8,640	\$ 7,957	
11	55	85	91	79	98	142	102	79	91	109	831.88	795.18	623.20	382.40	1,019.00	963.32	862.74	227.80	883.35	1,438.40	\$ 2,475	\$ 2,266	\$ 2,142	\$ 1,802	\$ 2,517	\$ 2,799	\$ 3,130	\$ 2,024	\$ 2,587	\$ 3,465	
12	58	71	71	74	79	76	84	75	75	82	184.70	205.20	323.26	121.03	301.30	197.90	272.54	539.79	538.60	619.19	\$ 1,593	\$ 1,489	\$ 1,576	\$ 1,408	\$ 1,597	\$ 1,236	\$ 2,203	\$ 1,171	\$ 1,938	\$ 1,445	
	123	112	127	120	132	144	131	133	123	134	53,253.52	40,101.38	48,968.06	34,165.39	50,766.20	51,937.46	45,865.66	46,141.72	44,673.70	45,886.96	\$ 81,781	\$ 64,382	\$ 74,597	\$ 64,893	\$ 76,508	\$ 78,188	\$ 79,600	\$ 81,984	\$ 73,318	\$ 75,386	
	Averages										Totals										Totals										



**2006 SUMMARY FINANCIAL REPORT**  
**South Feather Water and Power Agency - Water Division**  
**As of December 31, 2006**

**O&M SUMMARY**

Account Division	Description	Actual This Month	Year-to-Date			2006 ANNUAL BUDGET
			Actual	%	Remaining	
	<b>O&amp;M EXPENSES</b>					
51000	WATER SOURCE	\$ -	\$ 13,176	102.14%	\$ (276)	\$ 12,900
52000	ENVIRON. HEALTH & SAFETY	\$ 46	\$ 12,257	22.49%	\$ 42,243	\$ 54,500
53000	WATER TREAT. PLANT	\$ 33,973	\$ 440,771	102.77%	\$ (11,871)	\$ 428,900
54000	TRANS. & DIST. (T & D)	\$ 71,461	\$ 883,562	85.80%	\$ 146,238	\$ 1,029,800
55000	CUSTOMER ACCOUNT	\$ 23,577	\$ 334,467	111.04%	\$ (33,267)	\$ 301,200
56000	GENERAL ADMIN. & PLANT	\$ 117,267	\$ 2,182,446	98.74%	\$ 27,954	\$ 2,210,400
57000	SUNDRY BILLINGS & EXP CR.	\$ (6,208)	\$ (138,344)	81.38%	\$ (31,656)	\$ (170,000)
58000	INFORMATION TECHNOLOGY	\$ 97	\$ 44,836	32.44%	\$ 93,364	\$ 138,200
59000	NON-OPERATING	\$ -			\$ -	\$ -
	<b>TOTAL O&amp;M EXPENSES</b>	<b>\$ 240,213</b>	<b>\$ 3,773,172</b>	<b>94.19%</b>	<b>\$ 232,728</b>	<b>\$ 4,005,900</b>
	<b>O&amp;M REVENUE</b>					
41000	WATER SALES	\$ 538,949	\$ 4,454,528	121.02%	\$ (773,828)	\$ 3,680,700
42000	WATER SERVICE CHARGES	\$ 5,702	\$ 419,955	65.11%	\$ 225,045	\$ 645,000
49000	NON-OPERATING REVENUE	\$ 239,466	\$ 1,061,473	107.57%	\$ (74,673)	\$ 986,800
	<b>TOTAL O&amp;M REVENUE</b>	<b>\$ 784,116</b>	<b>\$ 5,935,956</b>	<b>111.74%</b>	<b>\$ (623,456)</b>	<b>\$ 5,312,500</b>
	<b>O&amp;M BALANCE:</b>	<b>\$ 543,903</b>	<b>\$ 2,162,784</b>	<b>165.53%</b>	<b>\$ (856,184)</b>	<b>\$ 1,306,600</b>

**DEBT SERVICE**

Account Division	Description	Actual This Month	Year-to-Date			2006 ANNUAL BUDGET
			Actual	%	Remaining	
21413	EDA Loan Principal	\$ -	\$ 10,463	99.65%	\$ 37	\$ 10,500
21414	MRTP Principal	\$ -	\$ 85,000	100.00%	\$ -	\$ 85,000
21415	'95 COP Principal	\$ -	\$ 580,000	100.00%	\$ -	\$ 580,000
21419	'03 COP Principal	\$ -	\$ -		\$ -	\$ -
59450	Interest, EDA Loan	\$ -	\$ 8,341	100.50%	\$ (41)	\$ 8,300
59570	Interest, MRTP Bonds	\$ -	\$ 92,500	100.00%	\$ -	\$ 92,500
59571	'95 COP Interest	\$ -	\$ 121,550	99.96%	\$ 50	\$ 121,600
59572	'03 COP Interest	\$ -	\$ 140,069	99.98%	\$ 31	\$ 140,100
	<b>TOTAL DEBT SERVICE</b>	<b>\$ -</b>	<b>\$ 1,037,923</b>	<b>99.99%</b>	<b>\$ 77</b>	<b>\$ 1,038,000</b>

**2006 SUMMARY FINANCIAL REPORT**  
**South Feather Water and Power Agency - Water Division**  
**As of December 31, 2006**

**CAPITAL OUTLAY SUMMARY**

Account Division	Description	Actual	Year-to-Date			2006 ANNUAL BUDGET
		This Month	Actual	%	Remaining	
	<b>CAPITAL OUTLAY EXPENSES</b>					
	Betterments	\$ 4,149	\$ 40,365	41.83%	\$ 56,135	\$ 96,500
	Distribution System Projects	\$ -	\$100,051	139.93%	\$ (28,551)	\$ 71,500
	Irrigation System Projects	\$ 18,969	\$ 21,642	21.66%	\$ 78,258	\$ 99,900
	FERC Relicensing	\$ 60,343	\$633,504	228.62%	\$ (356,405)	\$ 277,099
	Office Remodel/Expansion Project	\$ 3,731	\$ 543,502		\$ (543,502)	\$ -
	M RTP Clearwell Cover	\$ -	\$ 1,733		\$ (1,733)	\$ -
	O&M Contingency Fund	\$ -	\$ -		\$ -	\$ -
	<b>TOTAL CAPITAL OUTLAY EXPENSES</b>	<b>\$ 87,192</b>	<b>\$ 1,340,796</b>	<b>246.02%</b>	<b>\$ (795,797)</b>	<b>\$544,999</b>
	<b>RESERVES TRANSFERRED TO FUND CAPITAL OUTLAY</b>					
	System Capacity Charge Fund	\$ -	\$ -		\$ -	
	Building Expansion	\$ -	\$ 247,717		\$ (247,717)	
	FERC Relicensing Fund	\$ -	\$ 597,912	215.78%	\$ (320,813)	\$ 277,099
	<b>TOTAL RESERVES TRANSFERRED</b>	<b>\$ -</b>	<b>\$ 845,629</b>	<b>305.17%</b>	<b>\$ (568,530)</b>	<b>\$ 277,099</b>
	<b>CAPITAL OUTLAY BALANCE:</b>	<b>\$ (87,192)</b>	<b>\$ (495,167)</b>	<b>184.83%</b>	<b>\$ 227,267</b>	<b>\$ (267,900)</b>

	Balance	Year-to-Date		2006 ANNUAL BUDGET
	This Month	Balance	Difference	
<b>TOTAL BALANCE:</b>	<b>\$ 456,711</b>	<b>\$ 629,694</b>	<b>\$ (628,994)</b>	<b>\$ 700</b>

RESERVE BALANCES	As of 12/31/2005	As of 12/31/2006	2006 Reserve Activity
General Fund	\$39,730	\$565,518	\$525,788
System Capacity Charges	\$1,027,271	\$1,079,147	\$51,876
South Fork Project FERC Relicensing Fund	\$515,499	\$0	(\$515,499)
Building Expansion	\$247,357	\$0	(\$247,357)
<b>TOTAL</b>	<b>\$1,829,858</b>	<b>\$1,644,665</b>	<b>(\$185,193)</b>