



SOUTH FEATHER WATER & POWER AGENCY

TO: Board of Directors

FROM: Arthur V. Martinez, Manager of Information Systems

DATE: June 19, 2007

RE: General Information (regarding matters not scheduled on the agenda)
6/26/07 Board of Directors Meeting

South Feather Relicensing Consulting Services

Devine, Tarbell and Associates, Inc. (DTA), consultant for the South Feather Power Project relicensing, submitted its Monthly Activity Report for the period of March 26, 2007 through April 29, 2007 in the amount of \$106,596.19.

Butte County Property Tax Program

As part of our delinquency abatement program we have the option of adding delinquent accounts to the Butte County tax rolls. These accounts are added only after extensive notification to the property owner. In preparation for the July deadline to add delinquent accounts to Butte County property taxes, 33 letters of warning have been sent. These letters explain to the owners of the property that they are responsible for the balance on their respective accounts. Two of these accounts are new owners of these properties whose escrow company did not clear their accounts. We have advised them to contact their respective title companies and inquire why the account balances were not paid. Currently the total balance of all accounts is \$6,425.46. The final list will be submitted for Board approval at the July 2007 Board meeting.

2007 SUMMARY FINANCIAL REPORT
South Feather Water and Power Agency - Water Division
As of May 31, 2007

O&M SUMMARY

Account Division	Description	Actual This Month	Year-to-Date			2007 ANNUAL BUDGET
			Actual	%	Remaining	
	O&M EXPENSES					
51000	WATER SOURCE	\$ -	\$ -	0.00%	\$ 13,200	\$ 13,200
52000	ENVIRON. HEALTH & SAFETY	\$ 3,508	\$ 15,414	36.01%	\$ 27,386	\$ 42,800
53000	WATER TREAT. PLANT	\$ 44,653	\$ 181,694	39.91%	\$ 273,606	\$ 455,300
54000	TRANS. & DIST. (T & D)	\$ 71,508	\$ 347,758	37.99%	\$ 567,642	\$ 915,400
55000	CUSTOMER ACCOUNT	\$ 24,042	\$ 116,777	39.24%	\$ 180,823	\$ 297,600
56000	GENERAL ADMIN. & PLANT	\$ 168,264	\$ 958,036	42.34%	\$ 1,304,864	\$ 2,262,900
57000	SUNDRY BILLINGS & EXP CR.	\$ (6,494)	\$ (47,884)	30.10%	\$ (111,216)	\$ (159,100)
58000	INFORMATION TECHNOLOGY	\$ 5,693	\$ 31,046	27.21%	\$ 83,054	\$ 114,100
59000	NON-OPERATING	\$ -	\$ -		\$ -	
	TOTAL O&M EXPENSES	\$ 311,174	\$ 1,602,840	40.66%	\$ 2,339,360	\$ 3,942,200
	O&M REVENUE					
41000	WATER SALES	\$ 209,302	\$ 1,107,749	28.73%	\$ 2,747,951	\$ 3,855,700
42000	WATER SERVICE CHARGES	\$ 9,811	\$ 69,415	12.78%	\$ 473,585	\$ 543,000
49000	NON-OPERATING REVENUE	\$ 181,881	\$ 511,589	52.99%	\$ 453,811	\$ 965,400
	TOTAL O&M REVENUE	\$ 400,994	\$ 1,688,753	31.48%	\$ 3,675,347	\$ 5,364,100
	O&M BALANCE:	\$ 89,821	\$ 85,913	6.04%	\$ 1,335,987	\$ 1,421,900

DEBT SERVICE

Account Division	Description	Actual This Month	Year-to-Date			2007 ANNUAL BUDGET
			Actual	%	Remaining	
21413	EDA Loan Principal	\$ -	\$ -	0.00%	\$ 11,000	\$ 11,000
21414	MRTP Principal	\$ -	\$ -	0.00%	\$ 90,000	\$ 90,000
21415	'95 COP Principal	\$ -	\$ 605,000	100.00%	\$ -	\$ 605,000
21419	'03 COP Principal	\$ -	\$ -		\$ -	\$ -
59450	Interest, EDA Loan	\$ -	\$ -	0.00%	\$ 7,800	\$ 7,800
59570	Interest, MRTP Bonds	\$ -	\$ 44,125	49.97%	\$ 44,175	\$ 88,300
59571	'95 COP Interest	\$ -	\$ 52,800	59.33%	\$ 36,200	\$ 89,000
59572	'03 COP Interest	\$ -	\$ 70,034	49.99%	\$ 70,066	\$ 140,100
	TOTAL DEBT SERVICE	\$ -	\$ 771,959	74.86%	\$ 259,241	\$ 1,031,200

2007 SUMMARY FINANCIAL REPORT
South Feather Water and Power Agency - Water Division
As of May 31, 2007

CAPITAL OUTLAY SUMMARY

Account Division	Description	Actual This Month	Year-to-Date			2007 ANNUAL BUDGET
			Actual	%	Remaining	
	CAPITAL OUTLAY EXPENSES					
	Betterments	\$ 4,212	\$ 64,782	31.00%	\$ 144,218	\$ 209,000
	Distribution System Projects	\$ -	\$ 15	0.02%	\$ 76,985	\$ 77,000
	Irrigation System Projects	\$ 34,587	\$ 34,587	21.03%	\$ 129,913	\$ 164,500
	FERC Relicensing	\$ 2,844	\$ 123,685	47.68%	\$ 135,715	\$ 259,400
	Non-Budget - ID#1 Project	\$ (490)	\$ 83,729		\$ (83,729)	\$ -
		\$ -	\$ -		\$ -	\$ -
	O&M Contingency Fund	\$ -	\$ -		\$ -	\$ -
	TOTAL CAPITAL OUTLAY EXPENSES	\$ 41,153	\$ 306,798	43.22%	\$ 403,102	\$ 709,900
	RESERVES TRANSFERRED TO FUND CAPITAL OUTLAY					
	System Capacity Charge Fund	\$ -	\$ -		\$ 136,000	\$ 136,000
		\$ -	\$ -		\$ -	\$ -
	General Reserves for FERC	\$ -	\$ 156,268	85.30%	\$ 26,932	\$ 183,200
	TOTAL RESERVES TRANSFERRED	\$ -	\$ 156,268	48.96%	\$ 162,932	\$ 319,200
	CAPITAL OUTLAY BALANCE:	\$ (41,153)	\$ (150,530)	38.53%	\$ (240,170)	\$ (390,700)

	Balance This Month	Year-to-Date			2007 ANNUAL BUDGET
		Balance		Difference	
TOTAL BALANCE:	\$ 48,668	\$ (836,576)		\$ 836,576	\$ -

RESERVE BALANCES	As of 12/31/2006	As of 4/30/2007	2007 Reserve Activity
General Fund	\$325,711	\$95,059	(\$230,652)
System Capacity Charges	\$1,297,285	\$1,114,607	(\$182,678)
TOTAL	\$1,622,996	\$1,209,666	(\$413,330)

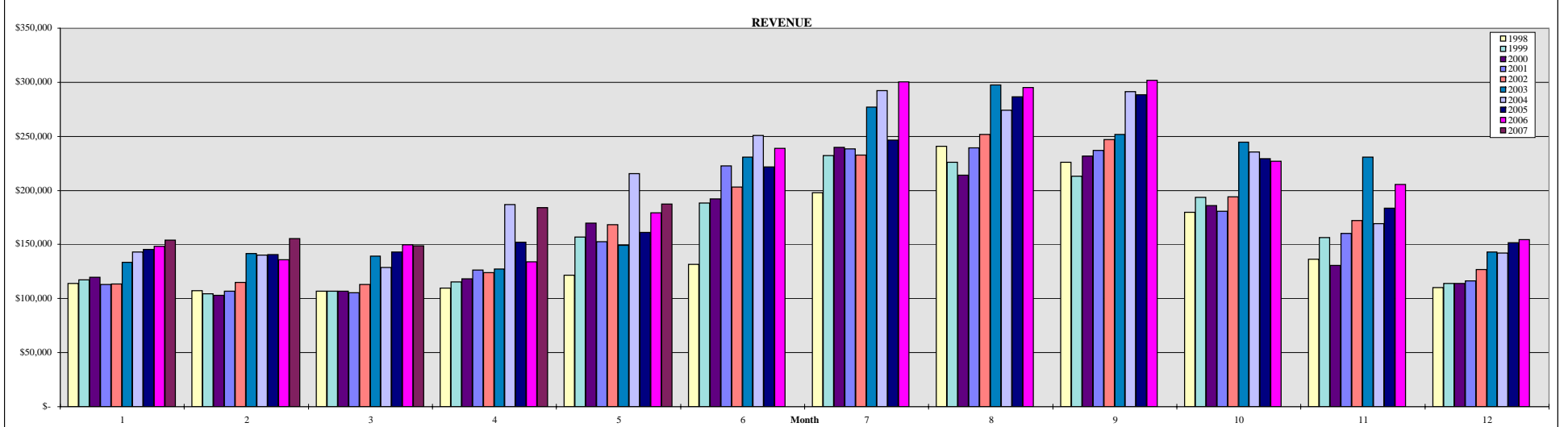
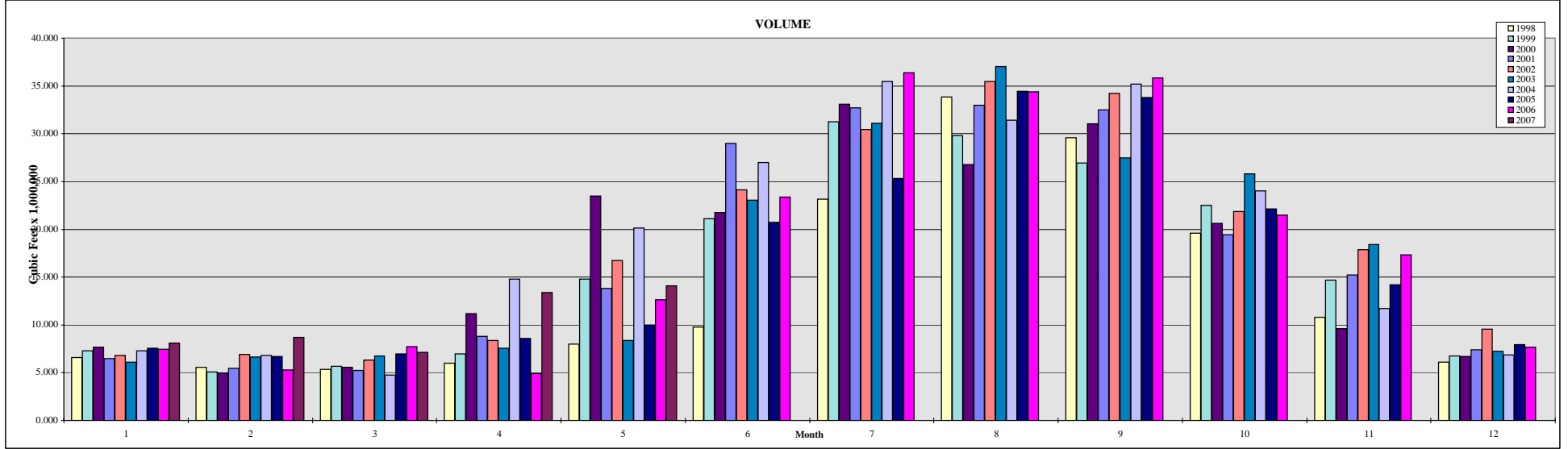
*2007 SUMMARY FINANCIAL REPORT
South Feather Water and Power - Power Division
As of May 31, 2007*

EXPENSE SUMMARY													
Department Number		Expended This Month						Expended Year-to-Date			Annual Budget		
		61000	62000	63000	64000	65000	Total	Combined			Sly Creek	SFPP	Combined
Acct. #	Account Description	Sly Creek	H.Q.	Woodleaf	Forbestown	Kelly Ridge		Expended	%	Remaining			
	EXPENSES												
11200	Const. In Progress & Betterments	\$ -	\$ -	\$ -	\$ -	\$ -	\$ -	\$ 308,011	16.11%	\$ 1,603,989	\$ -	\$ 1,912,000	\$ 1,912,000
56000	Operations	\$ 13,939	\$ 129,570	\$ 24,315	\$ 11,175	\$ 8,262	\$ 187,261	\$ 996,976	29.98%	\$ 2,328,024	\$ 279,000	\$ 3,046,000	\$ 3,325,000
57000	Routine Maintenance	\$ 3,505	\$ 37,719	\$ 32,074	\$ 16,216	\$ 8,616	\$ 98,130	\$ 331,896	33.12%	\$ 670,104	\$ 99,000	\$ 903,000	\$ 1,002,000
58000	Non-Routine Maintenance	\$ -	\$ -	\$ 27,677	\$ (13,779)	\$ -	\$ 13,898	\$ 181,468	14.78%	\$ 1,046,532	\$ 10,000	\$ 1,218,000	\$ 1,228,000
59000	Non-Operate	\$ 2,597	\$ -	\$ -	\$ -	\$ -	\$ 2,597	\$ 32,165	11.21%	\$ 254,835	\$ 237,000	\$ 50,000	\$ 287,000
	TOTAL EXPENSES	\$ 20,041	\$ 167,289	\$ 84,067	\$ 13,611	\$ 16,878	\$ 301,886	\$ 1,850,515	23.87%	\$ 5,903,485	\$ 625,000	\$ 7,129,000	\$ 7,754,000

CAPITAL OUTLAY DETAIL													
Department Number		Expended This Month						Expended Year-to-Date			Annual Budget		
		61	62	63	64	65	Total	Combined			Sly Creek	SFPP	Combined
Acct. #	Account Description	Sly Creek	H.Q.	Woodleaf	Forbestown	Kelly Ridge		Expended	%	Remaining			
11200	Const. In Progress & Betterments												
11201	Construction in Progress - Labor	\$ -	\$ -	\$ -	\$ -	\$ -	\$ -	\$ -		\$ -			
11202	Construction in Progress - Matl.	\$ -	\$ -	\$ -	\$ -	\$ -	\$ -	\$ -		\$ -			
11203	Construction in Progress - O/S	\$ -	\$ -	\$ -	\$ -	\$ -	\$ -	\$ -		\$ -			
11204	Construction in Progress - Equip.	\$ -	\$ -	\$ -	\$ -	\$ -	\$ -	\$ -		\$ -			
	Betterments in Progress												
11205	Structures & Improvements	\$ -	\$ -	\$ -	\$ -	\$ -	\$ -	\$ 6,085	101.42%	\$ (85)	\$ -	\$ 6,000	\$ 6,000
11205	Dams & Reservoirs	\$ -	\$ -	\$ -	\$ -	\$ -	\$ -	\$ -		\$ -	\$ -	\$ -	\$ -
11205	Waterways	\$ -	\$ -	\$ -	\$ -	\$ -	\$ -	\$ 56,271		\$ 343,729	\$ -	\$ 400,000	\$ 400,000
11205	Water Wheels, Turbines & Gens.	\$ -	\$ -	\$ -	\$ -	\$ -	\$ -	\$ -		\$ -	\$ -	\$ -	\$ -
11205	Accessory Electric Equipment	\$ -	\$ -	\$ -	\$ -	\$ -	\$ -	\$ -	0.00%	\$ 1,150,000	\$ -	\$ 1,150,000	\$ 1,150,000
11205	Misc. Power Plant Equipment	\$ -	\$ -	\$ -	\$ -	\$ -	\$ -	\$ -	0.00%	\$ 5,000	\$ -	\$ 5,000	\$ 5,000
11205	Communication Equipment	\$ -	\$ -	\$ -	\$ -	\$ -	\$ -	\$ -	0.00%	\$ 8,000	\$ -	\$ 8,000	\$ 8,000
11205	Transportation Equipment	\$ -	\$ -	\$ -	\$ -	\$ -	\$ -	\$ -	0.00%	\$ 60,000	\$ -	\$ 60,000	\$ 60,000
11205	Tools	\$ -	\$ -	\$ -	\$ -	\$ -	\$ -	\$ 245,654	86.80%	\$ 37,346	\$ -	\$ 283,000	\$ 283,000
	TOTAL CAPITAL OUTLAY	\$ -	\$ -	\$ -	\$ -	\$ -	\$ -	\$ 308,011	16.11%	\$ 1,603,989	\$ -	\$ 1,912,000	\$ 1,912,000

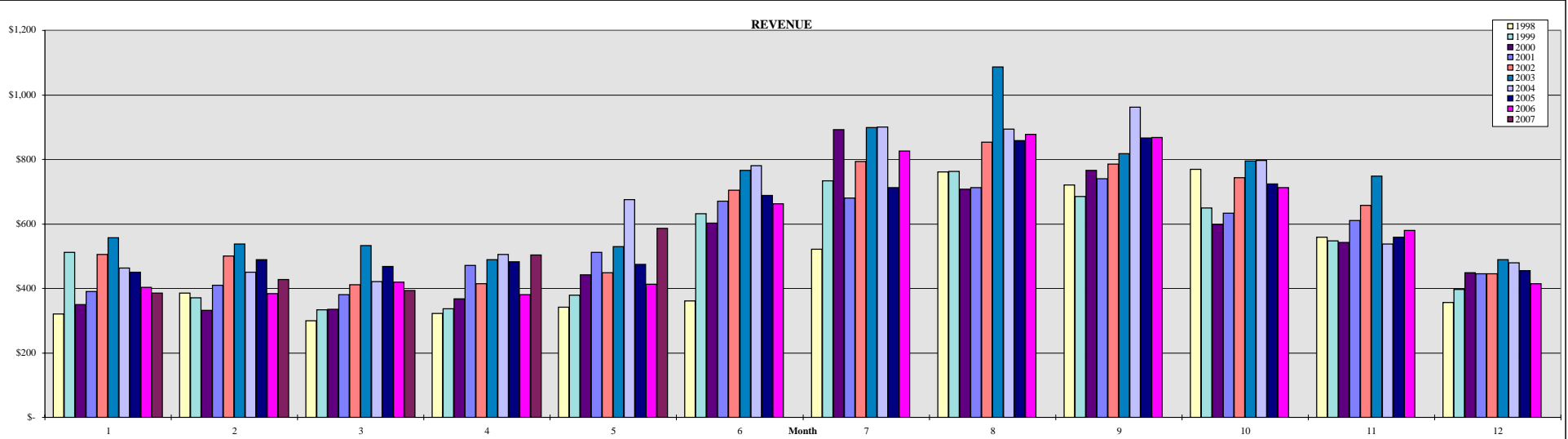
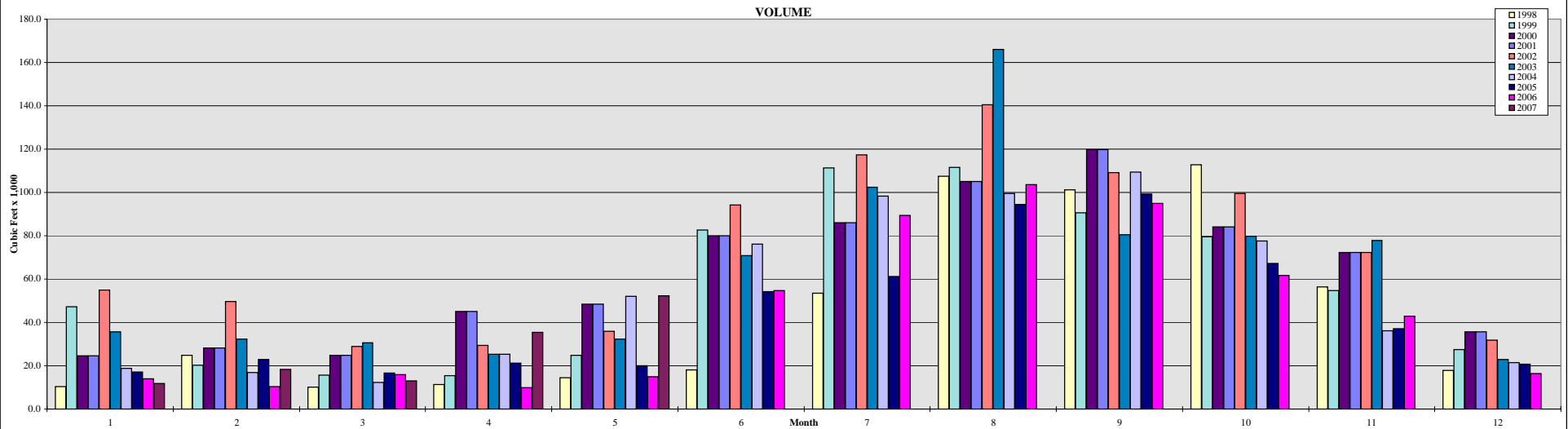
MINERS RANCH TREATMENT PLANT CONSUMPTION: 1998 - 2007

Month	Customers										Volume (x 1,000,000 cf)										Revenue										
	1998	1999	2000	2001	2002	2003	2004	2005	2006	2007	1998	1999	2000	2001	2002	2003	2004	2005	2006	2007	1998	1999	2000	2001	2002	2003	2004	2005	2006	2007	
1	5,892	6,038	6,061	6,113	6,173	6,313	6,429	6,474	6,573	6,669	6,591	7,295	7,639	6,487	6,775	6,122	7,271	7,554	7,448	8,090	\$ 114,155	\$ 117,445	\$ 119,450	\$ 113,241	\$ 113,477	\$ 133,641	\$ 143,027	\$ 145,277	\$ 148,137	\$ 153,959	
2	5,989	6,023	6,052	6,120	6,176	6,339	6,420	6,471	6,587	6,679	5,569	5,070	4,955	5,431	6,936	6,628	6,796	6,691	5,292	8,699	\$ 107,507	\$ 104,657	\$ 103,050	\$ 106,726	\$ 115,056	\$ 141,679	\$ 140,355	\$ 140,867	\$ 135,734	\$ 155,627	
3	5,996	6,018	6,099	6,112	6,185	6,352	6,418	6,491	6,599	6,683	5,364	5,643	5,566	5,228	6,334	6,774	4,730	6,973	7,711	7,152	\$ 106,584	\$ 106,598	\$ 107,018	\$ 105,612	\$ 113,010	\$ 139,244	\$ 128,788	\$ 143,055	\$ 149,585	\$ 148,605	
4	5,995	6,035	6,065	6,123	6,195	6,351	6,431	6,504	6,601	6,692	5,974	6,981	11,165	8,803	8,342	7,575	14,813	8,602	4,902	13,375	\$ 109,558	\$ 115,190	\$ 118,114	\$ 126,323	\$ 123,744	\$ 127,524	\$ 186,929	\$ 152,140	\$ 134,041	\$ 184,144	
5	6,001	6,050	6,080	6,122	6,193	6,350	6,425	6,521	6,617	6,696	7,992	14,773	23,474	13,808	16,710	8,391	20,148	9,999	12,634	14,079	\$ 121,684	\$ 156,999	\$ 169,787	\$ 152,637	\$ 168,473	\$ 149,448	\$ 215,567	\$ 161,093	\$ 179,334	\$ 187,560	
6	6,003	6,062	6,079	6,138	6,185	6,362	6,430	6,523	6,629		9,754	21,119	21,765	29,002	24,116	23,040	26,978	20,752	23,382		\$ 131,788	\$ 188,176	\$ 192,266	\$ 222,846	\$ 203,323	\$ 230,840	\$ 250,942	\$ 221,634	\$ 239,100		
7	6,019	6,067	6,090	6,146	6,212	6,372	6,447	6,523	6,622		23,137	31,259	33,114	32,707	30,445	31,117	35,443	25,326	36,390		\$ 197,732	\$ 232,307	\$ 239,881	\$ 238,548	\$ 232,671	\$ 277,024	\$ 292,074	\$ 246,343	\$ 300,406		
8	6,036	6,063	6,103	6,148	6,222	6,403	6,451	6,536	6,653		33,858	29,800	26,787	33,005	35,448	37,053	31,434	34,428	34,406		\$ 240,693	\$ 225,949	\$ 214,049	\$ 239,424	\$ 251,741	\$ 297,688	\$ 273,996	\$ 286,438	\$ 295,228		
9	6,042	6,059	6,114	6,152	6,251	6,396	6,463	6,536	6,652		29,575	26,951	31,057	32,518	34,240	27,494	35,193	33,775	35,822		\$ 225,969	\$ 213,264	\$ 231,555	\$ 236,950	\$ 247,204	\$ 251,588	\$ 291,115	\$ 288,492	\$ 302,033		
10	6,036	6,061	6,120	6,156	6,257	6,407	6,463	6,543	6,653		19,618	22,506	20,615	19,410	21,874	25,796	23,999	22,126	21,505		\$ 179,970	\$ 193,395	\$ 185,800	\$ 180,771	\$ 193,918	\$ 244,822	\$ 235,668	\$ 229,208	\$ 226,935		
11	6,041	6,060	6,125	6,162	6,244	6,406	6,460	6,558	6,664		10,814	14,678	9,599	15,217	17,848	18,403	11,714	14,193	17,340		\$ 136,419	\$ 156,601	\$ 130,495	\$ 160,144	\$ 172,334	\$ 230,893	\$ 169,262	\$ 183,401	\$ 205,562		
12	6,045	6,059	6,123	6,174	6,241	6,404	6,477	6,565	6,657		6,073	6,745	6,673	7,380	9,536	7,259	6,858	7,959	7,683		\$ 110,076	\$ 113,990	\$ 114,130	\$ 116,335	\$ 126,989	\$ 143,185	\$ 142,156	\$ 151,576	\$ 154,272		
Averages	6,008	6,050	6,093	6,139	6,211	6,371	6,443	6,520	6,626		164,318	192,823	202,410	208,996	218,603	205,651	225,376	198,380	214,517		\$ 1,782,134	\$ 1,924,573	\$ 1,925,595	\$ 1,999,557	\$ 2,061,941	\$ 2,367,575	\$ 2,469,879	\$ 2,349,523	\$ 2,470,368		
Totals																															



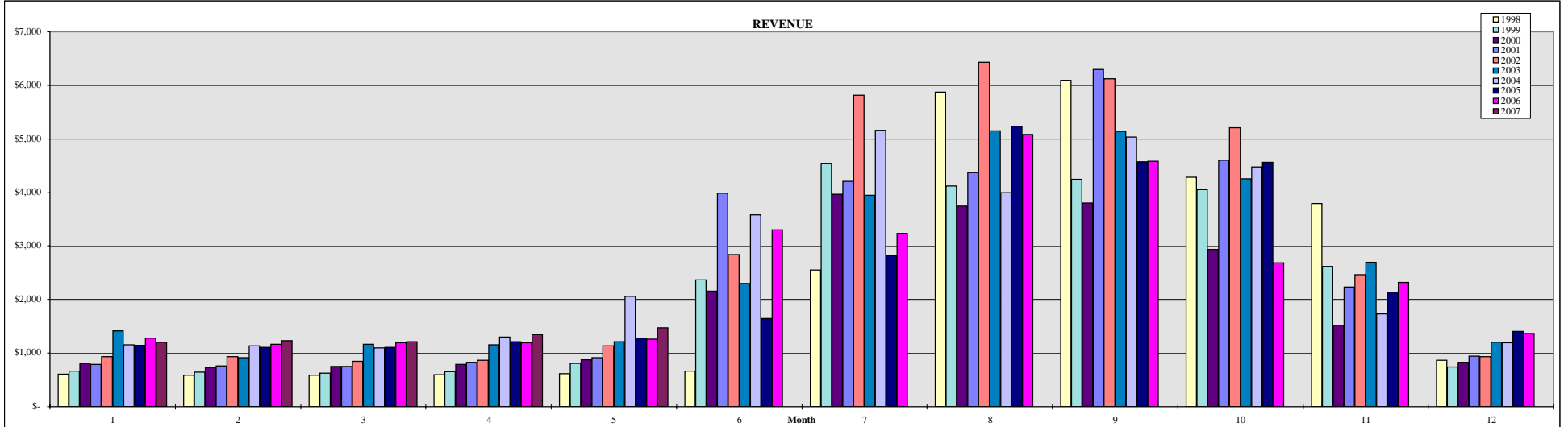
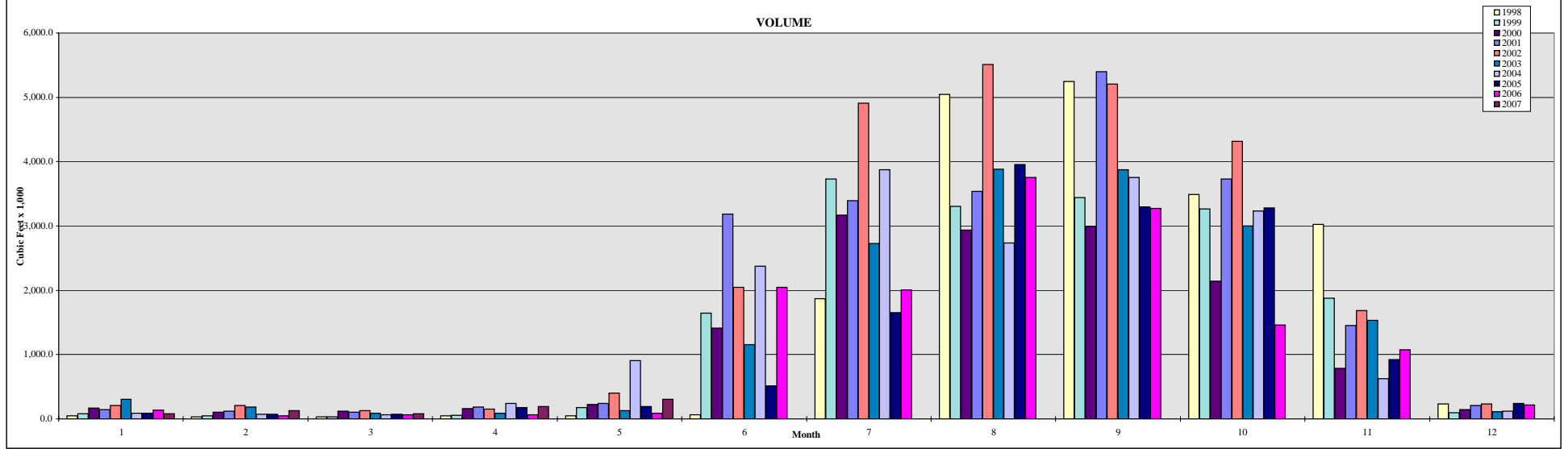
BANGOR TREATMENT PLANT CONSUMPTION: 1998 - 2007

Month	Customers										Volume (x 1,000 cfd)										Revenue									
	1998	1999	2000	2001	2002	2003	2004	2005	2006	2007	1998	1999	2000	2001	2002	2003	2004	2005	2006	2007	1998	1999	2000	2001	2002	2003	2004	2005	2006	2007
1	20	19	18	18	19	22	22	22	24	23	10.4	47.3	24.6	24.6	55.0	35.7	18.9	17.0	13.9	11.8	\$ 321	\$ 511	\$ 350	\$ 390	\$ 505	\$ 558	\$ 463	\$ 451	\$ 404	\$ 386
2	20	19	18	18	19	22	22	22	23	23	24.9	20.3	28.3	28.3	49.7	32.3	16.9	23.0	10.4	18.2	\$ 385	\$ 371	\$ 333	\$ 410	\$ 501	\$ 538	\$ 450	\$ 489	\$ 384	\$ 427
3	20	18	18	18	19	23	22	24	23	23	10.1	15.7	24.7	24.7	29.0	30.7	12.3	16.6	16.0	12.9	\$ 300	\$ 334	\$ 336	\$ 380	\$ 412	\$ 533	\$ 421	\$ 468	\$ 419	\$ 394
4	19	19	17	18	19	23	22	23	23	23	11.4	15.5	45.0	45.0	29.5	25.3	25.4	21.2	9.9	35.5	\$ 322	\$ 336	\$ 368	\$ 472	\$ 415	\$ 489	\$ 505	\$ 483	\$ 380	\$ 503
5	19	19	17	18	19	22	22	23	23	23	14.4	24.9	48.4	48.4	35.8	32.4	52.0	19.9	15.0	52.2	\$ 342	\$ 380	\$ 442	\$ 512	\$ 448	\$ 530	\$ 675	\$ 474	\$ 413	\$ 586
6	19	19	18	18	19	21	22	23	24		18.0	82.6	80.1	80.1	94.2	70.9	76.2	54.3	54.6		\$ 361	\$ 632	\$ 602	\$ 670	\$ 704	\$ 766	\$ 781	\$ 688	\$ 662	
7	20	19	18	18	19	21	22	24	22		53.5	111.4	86.1	86.1	117.3	102.3	98.4	61.3	89.3		\$ 521	\$ 734	\$ 892	\$ 680	\$ 794	\$ 899	\$ 900	\$ 712	\$ 827	
8	20	18	18	18	19	21	22	24	23		107.5	111.6	105.1	105.1	140.5	166.1	99.4	94.5	103.7		\$ 761	\$ 763	\$ 707	\$ 713	\$ 854	\$ 1,086	\$ 895	\$ 858	\$ 878	
9	19	18	18	18	21	21	22	23	23		101.2	90.7	119.8	119.8	109.1	80.6	109.3	99.2	95.0		\$ 721	\$ 685	\$ 767	\$ 740	\$ 785	\$ 818	\$ 962	\$ 867	\$ 868	
10	20	18	18	18	20	22	22	23	24		112.8	79.5	84.1	84.1	99.4	79.7	77.6	67.2	61.8		\$ 769	\$ 649	\$ 598	\$ 633	\$ 743	\$ 795	\$ 797	\$ 723	\$ 712	
11	19	18	18	19	22	22	22	23	23		56.4	54.8	72.4	72.4	72.2	77.9	36.2	37.0	42.8		\$ 559	\$ 547	\$ 542	\$ 610	\$ 657	\$ 749	\$ 538	\$ 559	\$ 580	
12	19	18	18	19	21	22	22	23	23		17.8	27.4	35.7	35.7	31.8	22.9	21.5	20.7	16.3		\$ 356	\$ 397	\$ 449	\$ 446	\$ 445	\$ 489	\$ 480	\$ 456	\$ 415	
	20	19	18	18	20	22	22	23	23		538.4	681.7	754.3	754.3	863.5	756.8	644.1	531.9	528.8		\$ 5,719	\$ 6,340	\$ 6,385	\$ 6,655	\$ 7,261	\$ 8,249	\$ 7,866	\$ 7,229	\$ 6,941	
	Averages										Totals										Totals									



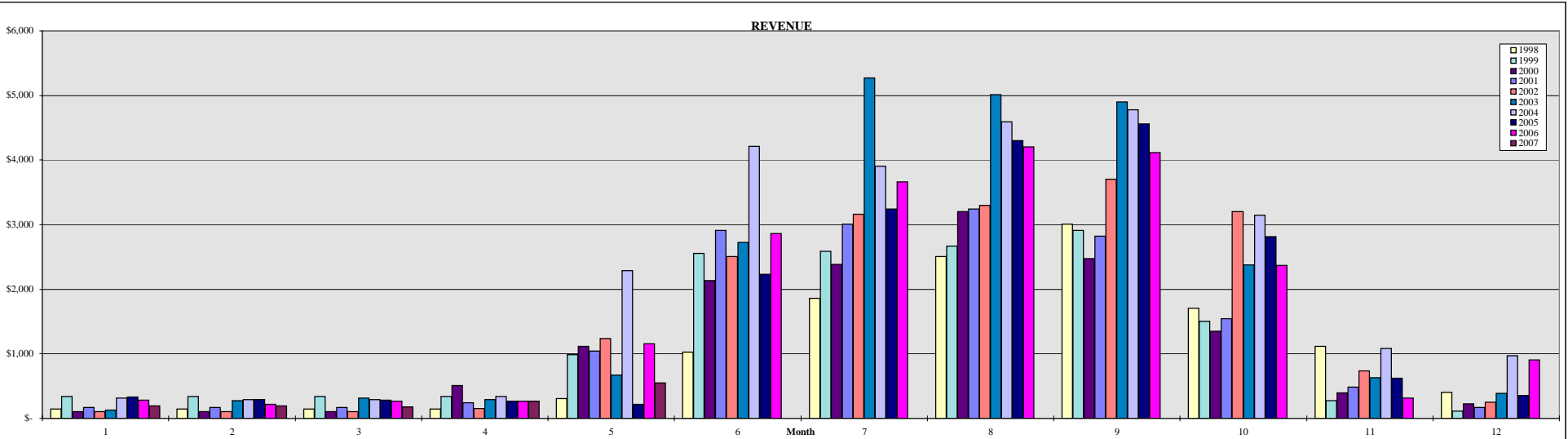
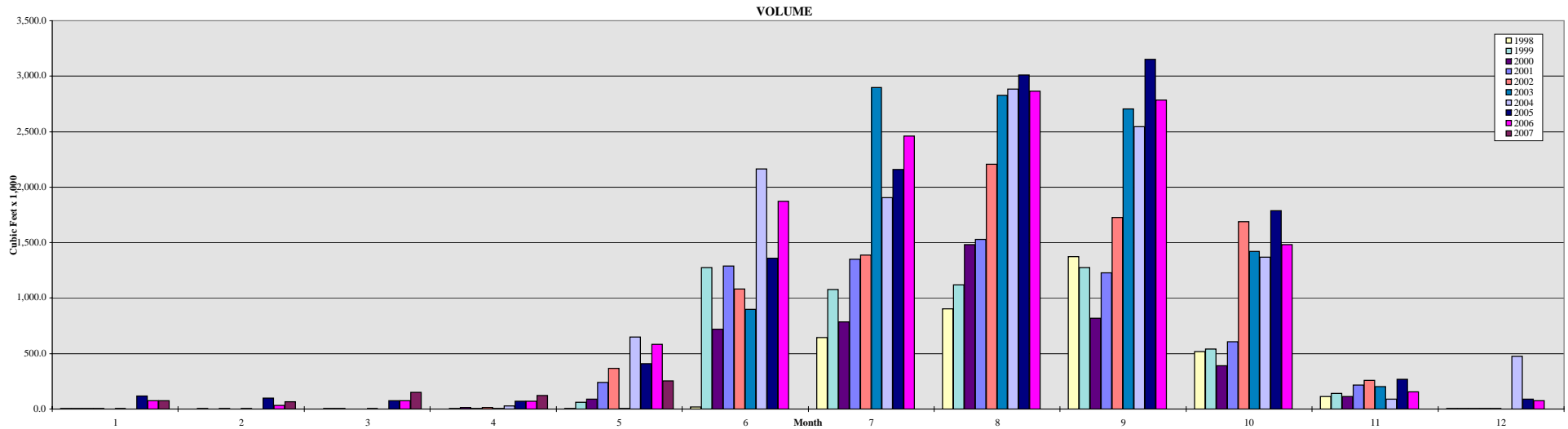
COMMUNITY LINE WATER CONSUMPTION: 1998 - 2007

Month	Customers										Volume (x 1,000 cfd)										Revenue									
	1998	1999	2000	2001	2002	2003	2004	2005	2006	2007	1998	1999	2000	2001	2002	2003	2004	2005	2006	2007	1998	1999	2000	2001	2002	2003	2004	2005	2006	2007
1	51	53	58	59	65	63	61	60	65	65	46.5	80.4	165.7	141.7	211.6	305.8	84.9	89.8	136.5	80.9	\$ 609	\$ 668	\$ 809	\$ 794	\$ 933	\$ 1,417	\$ 1,155	\$ 1,142	\$ 1,278	\$ 1,207
2	51	54	57	58	65	59	61	59	64	63	29.9	49.5	101.9	119.0	209.2	183.8	70.9	74.9	47.5	127.8	\$ 592	\$ 641	\$ 732	\$ 761	\$ 930	\$ 913	\$ 1,141	\$ 1,110	\$ 1,165	\$ 1,234
3	50	54	57	58	65	62	59	59	64	65	34.2	29.0	116.4	105.4	125.7	89.9	65.3	68.3	67.8	82.6	\$ 585	\$ 624	\$ 747	\$ 747	\$ 844	\$ 1,166	\$ 1,100	\$ 1,103	\$ 1,190	\$ 1,211
4	50	54	58	58	65	61	60	59	64	66	44.7	54.6	158.0	186.3	150.0	85.9	238.9	179.2	67.6	189.3	\$ 596	\$ 650	\$ 793	\$ 830	\$ 868	\$ 1,154	\$ 1,296	\$ 1,217	\$ 1,190	\$ 1,344
5	52	57	58	63	66	62	64	62	67	66	44.6	177.5	227.0	236.7	399.7	125.1	908.6	189.2	86.9	308.7	\$ 616	\$ 810	\$ 872	\$ 911	\$ 1,138	\$ 1,214	\$ 2,056	\$ 1,280	\$ 1,262	\$ 1,473
6	53	61	63	65	67	64	65	64	68		67.6	1,644.0	1,410.4	3,185.5	2,045.4	1,151.2	2,372.5	515.6	2,049.0		\$ 663	\$ 2,364	\$ 2,152	\$ 3,990	\$ 2,836	\$ 2,306	\$ 3,581	\$ 1,651	\$ 3,300	
7	59	64	66	65	69	65	67	64	67		1,867.8	3,726.3	3,171.5	3,395.3	4,911.0	2,729.9	3,873.0	1,652.2	2,004.9		\$ 2,550	\$ 4,542	\$ 3,972	\$ 4,212	\$ 5,815	\$ 3,949	\$ 5,162	\$ 2,822	\$ 3,238	
8	62	65	66	66	69	66	67	67	70		5,044.3	3,302.3	2,934.2	3,534.6	5,507.4	3,884.0	2,738.5	3,957.9	3,750.7		\$ 5,878	\$ 4,116	\$ 3,748	\$ 4,367	\$ 6,432	\$ 5,156	\$ 3,993	\$ 5,239	\$ 5,080	
9	63	64	66	67	69	66	67	67	69		5,248.8	3,438.5	2,991.5	5,401.0	5,209.8	3,874.6	3,752.9	3,300.4	3,273.6		\$ 6,099	\$ 4,246	\$ 3,807	\$ 6,300	\$ 6,125	\$ 5,146	\$ 5,038	\$ 4,572	\$ 4,579	
10	63	63	66	69	69	67	66	68	68		3,491.6	3,266.2	2,141.8	3,729.5	4,317.6	2,996.6	3,229.3	3,283.3	1,456.6		\$ 4,289	\$ 4,057	\$ 2,932	\$ 4,606	\$ 5,206	\$ 4,259	\$ 4,479	\$ 4,561	\$ 2,690	
11	63	62	65	68	67	64	62	68	69		3,020.6	1,876.5	788.1	1,448.6	1,680.5	1,531.5	625.5	923.8	1,077.1		\$ 3,791	\$ 2,615	\$ 1,526	\$ 2,236	\$ 2,468	\$ 2,697	\$ 1,729	\$ 2,142	\$ 2,317	
12	57	58	62	66	63	62	61	66	66		233.7	96.8	141.6	210.8	236.1	113.2	122.1	240.7	215.3		\$ 868	\$ 738	\$ 828	\$ 943	\$ 936	\$ 1,202	\$ 1,193	\$ 1,403	\$ 1,368	
	56	59	62	64	67	63	64	67			19,174.3	17,741.6	14,348.1	21,694.4	25,004.0	17,071.5	18,082.4	14,475.3	14,233.5	789.3	\$ 27,136	\$ 26,072	\$ 22,918	\$ 30,695	\$ 34,532	\$ 30,579	\$ 31,923	\$ 28,657	\$ 28,657	
	Averages										Totals										Totals									



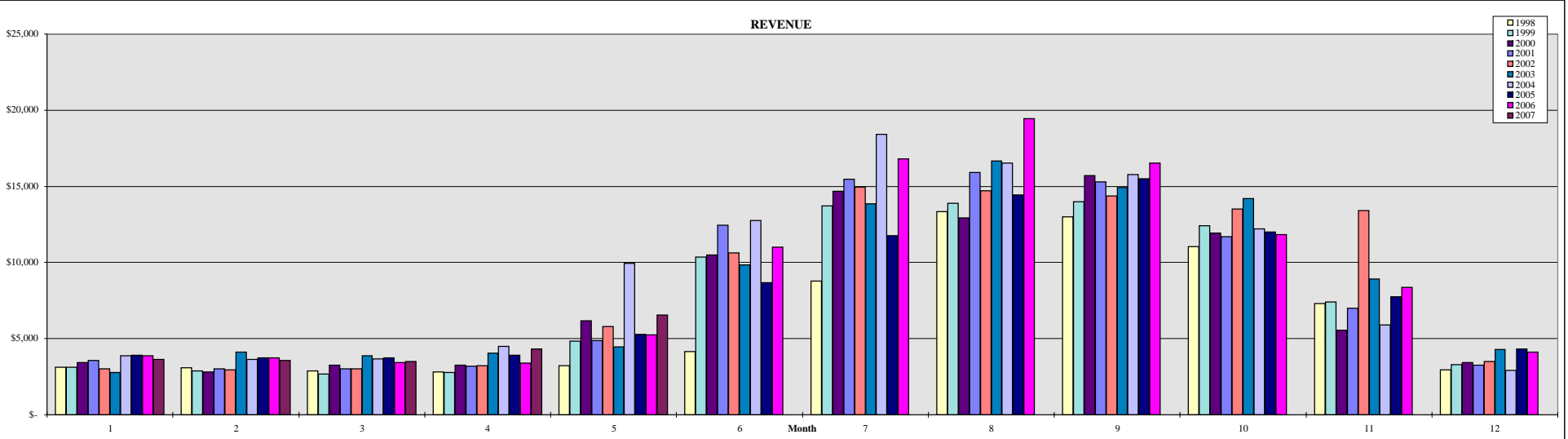
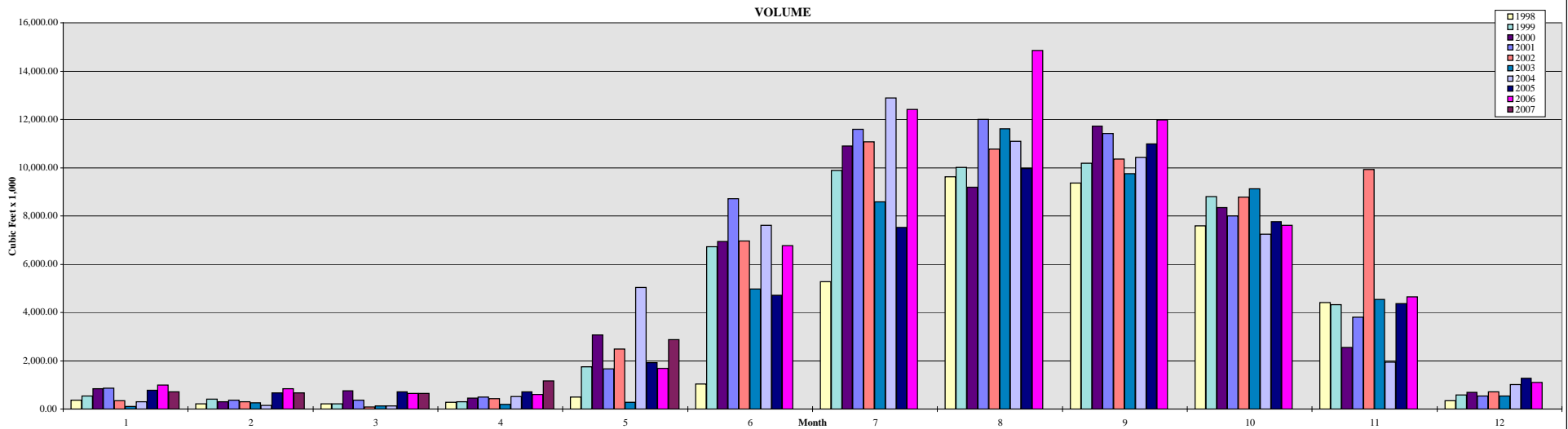
FORBESTOWN DITCH WATER CONSUMPTION: 1998 - 2007

Month	Customers										Volume (x 1,000 cf)										Revenue									
	1998	1999	2000	2001	2002	2003	2004	2005	2006	2007	1998	1999	2000	2001	2002	2003	2004	2005	2006	2007	1998	1999	2000	2001	2002	2003	2004	2005	2006	2007
1	5	10	5	7	5	7	10	14	11	6	2.4	3.3	4.5	2.4	1.7	4.3	1.7	115.5	74.2	73.7	\$ 147	\$ 338	\$ 105	\$ 169	\$ 102	\$ 127	\$ 312	\$ 335	\$ 284	\$ 196
2	5	10	5	5	5	8	9	12	10	5	1.7	2.7	2.3	2.4	1.7	3.1	0.8	99.2	34.5	66.5	\$ 147	\$ 338	\$ 102	\$ 168	\$ 102	\$ 278	\$ 293	\$ 290	\$ 222	\$ 196
3	5	10	5	7	5	9	9	11	10	5	1.6	2.4	2.8	1.9	2.1	2.7	0.4	74.8	74.3	149.4	\$ 147	\$ 337	\$ 103	\$ 169	\$ 102	\$ 313	\$ 293	\$ 280	\$ 267	\$ 179
4	5	10	13	9	7	9	10	10	10	7	2.3	2.9	15.1	4.3	14.6	2.5	26.8	72.8	71.4	123.0	\$ 147	\$ 338	\$ 513	\$ 244	\$ 151	\$ 295	\$ 338	\$ 268	\$ 266	\$ 267
5	9	24	24	24	27	15	37	23	26	21	6.8	62.0	87.3	240.6	368.8	5.5	650.7	409.5	583.1	253.4	\$ 305	\$ 983	\$ 1,119	\$ 1,040	\$ 1,241	\$ 673	\$ 2,292	\$ 222	\$ 1,157	\$ 552
6	26	38	36	45	39	38	48	36	42		16.8	1,273.3	721.3	1,291.0	1,083.5	896.5	2,164.7	1,359.0	1,873.7		\$ 1,030	\$ 2,551	\$ 2,135	\$ 2,909	\$ 2,503	\$ 2,724	\$ 4,210	\$ 2,229	\$ 2,862	
7	37	43	46	47	50	50	51	47	49		644.3	1,079.0	784.7	1,350.7	1,387.3	2,898.2	1,907.3	2,157.2	2,459.6		\$ 1,863	\$ 2,584	\$ 2,387	\$ 3,012	\$ 3,162	\$ 5,276	\$ 3,907	\$ 3,241	\$ 3,667	
8	44	43	52	48	46	47	54	53	53		905.5	1,120.9	1,483.7	1,530.4	2,207.7	2,829.6	2,885.7	3,009.0	2,863.3		\$ 2,504	\$ 2,666	\$ 3,205	\$ 3,243	\$ 3,299	\$ 5,013	\$ 4,597	\$ 4,301	\$ 4,205	
9	49	50	46	46	53	48	56	54	52		1,374.6	1,274.2	817.6	1,226.4	1,726.4	2,705.8	2,544.3	3,150.0	2,784.4		\$ 3,007	\$ 2,909	\$ 2,478	\$ 2,820	\$ 3,700	\$ 4,900	\$ 4,780	\$ 4,564	\$ 4,116	
10	38	32	38	42	41	29	44	43	44		517.3	539.1	392.3	606.2	1,688.6	1,419.9	1,370.4	1,785.5	1,480.9		\$ 1,708	\$ 1,505	\$ 1,352	\$ 1,543	\$ 3,202	\$ 2,374	\$ 3,147	\$ 2,817	\$ 2,373	
11	25	8	13	12	18	14	11	18	7		112.0	140.6	113.8	214.1	259.7	203.3	90.6	270.1	154.4		\$ 1,120	\$ 278	\$ 395	\$ 488	\$ 737	\$ 634	\$ 1,081	\$ 620	\$ 317	
12	12	6	5	5	10	12	22	14	8		2.4	4.4	6.5	4.4	3.7	2.1	474.9	89.5	74.6		\$ 404	\$ 116	\$ 230	\$ 170	\$ 249	\$ 392	\$ 973	\$ 353	\$ 904	
	34	38	40	42	43	38	30	28	44		3,587.7	5,504.8	4,431.9	6,474.8	8,745.8	10,973.5	12,118.3	12,592.1	12,528.4		\$ 12,527	\$ 14,942	\$ 14,125	\$ 15,974	\$ 18,548	\$ 23,001	\$ 26,221	\$ 19,520	\$ 20,641	
	Averages										Totals										Totals									



BANGOR DITCH WATER CONSUMPTION: 1998 - 2007

Month	Customers										Volume (x 1,000 cfd)										Revenue									
	1998	1999	2000	2001	2002	2003	2004	2005	2006	2007	1998	1999	2000	2001	2002	2003	2004	2005	2006	2007	1998	1999	2000	2001	2002	2003	2004	2005	2006	2007
1	142	150	156	166	169	153	166	183	157	160	377.22	537.94	837.44	859.72	346.08	117.70	298.02	783.28	999.46	724.20	\$ 3,122	\$ 3,105	\$ 3,435	\$ 3,568	\$ 3,026	\$ 2,781	\$ 3,888	\$ 3,896	\$ 3,866	\$ 3,620
2	143	147	153	143	168	171	164	163	155	158	213.70	400.80	303.18	361.76	293.68	266.06	154.00	663.21	844.31	669.71	\$ 3,089	\$ 2,887	\$ 2,803	\$ 3,020	\$ 2,961	\$ 4,122	\$ 3,650	\$ 3,729	\$ 3,730	\$ 3,556
3	141	143	153	163	168	169	164	163	153	161	220.94	211.76	754.78	372.62	97.02	133.18	132.34	720.10	643.28	645.28	\$ 2,883	\$ 2,658	\$ 3,264	\$ 3,033	\$ 3,018	\$ 3,860	\$ 3,682	\$ 3,741	\$ 3,441	\$ 3,513
4	139	146	160	165	174	168	178	170	152	170	272.62	292.12	461.80	487.16	431.74	187.56	522.04	708.38	605.38	1,176.41	\$ 2,797	\$ 2,778	\$ 3,265	\$ 3,206	\$ 3,219	\$ 4,034	\$ 4,479	\$ 3,904	\$ 3,400	\$ 4,332
5	147	173	179	191	204	184	212	187	192	203	502.84	1,747.80	3,072.74	1,674.56	2,480.72	288.72	5,044.56	1,915.86	1,689.26	2,877.85	\$ 3,230	\$ 4,845	\$ 6,184	\$ 4,883	\$ 5,786	\$ 4,464	\$ 9,950	\$ 5,274	\$ 5,263	\$ 6,556
6	167	196	200	211	216	212	219	212	217		1,045.74	6,716.56	6,947.80	8,703.04	6,959.76	4,964.58	7,615.46	4,708.74	6,759.58		\$ 4,148	\$ 10,360	\$ 10,482	\$ 12,439	\$ 10,641	\$ 9,842	\$ 12,741	\$ 8,689	\$ 11,012	
7	188	203	210	216	223	220	241	219	218		5,275.60	9,879.98	10,891.28	11,582.04	11,067.80	8,588.32	12,886.23	7,522.74	12,410.45		\$ 8,769	\$ 13,703	\$ 14,675	\$ 15,467	\$ 14,963	\$ 13,871	\$ 18,402	\$ 11,780	\$ 16,807	
8	200	207	213	219	227	220	229	226	222		9,612.98	10,020.84	9,182.30	11,999.64	10,774.98	11,602.54	11,088.18	9,961.04	14,843.95		\$ 13,326	\$ 13,876	\$ 12,941	\$ 15,918	\$ 14,707	\$ 16,675	\$ 16,533	\$ 14,425	\$ 19,431	
9	197	204	221	220	226	221	226	223	225		9,359.26	10,184.08	11,723.20	11,423.02	10,348.92	9,755.90	10,421.12	10,981.46	11,988.86		\$ 13,000	\$ 13,983	\$ 15,704	\$ 15,307	\$ 14,357	\$ 14,926	\$ 15,787	\$ 15,496	\$ 16,535	
10	188	197	202	215	219	216	216	221	218		7,590.02	8,797.80	8,352.52	7,999.32	8,768.44	9,115.18	7,235.44	7,757.52	7,617.21		\$ 11,036	\$ 12,428	\$ 11,923	\$ 11,707	\$ 13,508	\$ 14,196	\$ 12,207	\$ 11,990	\$ 11,845	
11	170	181	182	195	199	196	182	185	196		4,401.70	4,334.72	2,553.02	3,808.04	9,929.70	4,545.10	1,943.22	4,363.88	4,658.00		\$ 7,320	\$ 7,401	\$ 5,548	\$ 6,995	\$ 13,400	\$ 8,930	\$ 5,912	\$ 7,743	\$ 8,379	
12	152	159	171	173	178	172	176	165	174		355.28	587.18	690.56	537.32	718.90	548.50	1,022.73	1,286.40	1,106.82		\$ 2,939	\$ 3,283	\$ 3,438	\$ 3,261	\$ 3,510	\$ 4,298	\$ 2,930	\$ 4,314	\$ 4,119	
Averages	165	176	183	190	198	192	198	190	190		39,227.90	53,711.58	55,770.62	59,808.24	62,217.74	50,113.34	58,363.33	51,372.61	64,166.58		\$ 75,659	\$ 91,306	\$ 93,662	\$ 98,806	\$ 103,095	\$ 102,000	\$ 110,160	\$ 94,980	\$ 107,827	
	Averages										Totals										Totals									



PALERMO DITCH WATER CONSUMPTION: 1998 - 2007

Month	Customers											Volume (x 1,000 cfd)										Revenue										
	1998	1999	2000	2001	2002	2003	2004	2005	2006	2007	1998	1999	2000	2001	2002	2003	2004	2005	2006	2007	1998	1999	2000	2001	2002	2003	2004	2005	2006	2007		
1	64	70	70	70	78	56	75	71	77		180.56	214.12	236.90	189.36	220.22	84.60	219.66	342.90	491.02	636.15		\$ 1,476	\$ 1,487	\$ 1,465	\$ 1,380	\$ 1,491	\$ 1,067	\$ 1,945	\$ 1,548	\$ 1,811	\$ 2,124	
2	60	67	67	70	76	73	72	68	69	75		186.24	126.06	97.27	187.48	230.52	148.02	208.66	519.50	426.59	586.00		\$ 1,393	\$ 1,363	\$ 1,384	\$ 1,370	\$ 1,435	\$ 1,746	\$ 1,881	\$ 1,828	\$ 1,728	\$ 2,095
3	63	61	67	68	76	74	72	68	70	76		165.84	559.58	75.67	180.76	197.06	206.80	169.64	546.35	420.94	916.98		\$ 1,405	\$ 1,518	\$ 1,330	\$ 1,296	\$ 1,412	\$ 1,825	\$ 1,839	\$ 1,824	\$ 1,714	\$ 2,043
4	63	66	81	73	86	76	72	68	69	84		197.96	284.32	965.60	354.76	417.56	275.42	444.95	549.72	422.94	973.82		\$ 1,438	\$ 1,309	\$ 2,982	\$ 1,600	\$ 1,766	\$ 1,976	\$ 2,126	\$ 1,838	\$ 1,689	\$ 2,636
5	79	146	103	157	175	86	185	88	125	156		627.76	4,639.00	1,527.22	5,476.48	5,682.40	323.98	6,617.18	941.42	2,695.41	4,445.04		\$ 2,187	\$ 7,098	\$ 3,498	\$ 7,980	\$ 8,465	\$ 2,336	\$ 10,754	\$ 2,606	\$ 5,056	\$ 7,460
6	110	189	175	191	205	196	199	175	188			2,202.32	8,501.10	7,030.98	8,965.98	8,406.36	8,581.26	8,260.96	6,450.06	8,099.80			\$ 4,200	\$ 11,644	\$ 10,768	\$ 12,111	\$ 11,617	\$ 12,902	\$ 12,650	\$ 9,832	\$ 11,800	
7	200	193	189	199	204	214	198	202	200			9,739.26	9,988.64	6,678.91	9,891.16	9,241.96	8,396.05	8,020.61	8,669.57	9,433.97			\$ 13,181	\$ 13,279	\$ 10,991	\$ 13,104	\$ 11,704	\$ 13,069	\$ 12,389	\$ 12,637	\$ 13,723	
8	206	197	196	206	215	219	206	209	263			9,902.92	8,536.10	7,681.16	9,890.66	9,912.98	11,834.39	7,764.92	10,344.43	8,680.54			\$ 13,376	\$ 11,811	\$ 12,577	\$ 13,227	\$ 13,375	\$ 15,693	\$ 13,173	\$ 14,545	\$ 12,901	
9	193	190	182	200	212	217	196	201	190			10,437.54	9,035.80	6,562.26	9,364.84	9,801.94	9,473.72	9,199.26	9,462.04	8,377.17			\$ 13,793	\$ 12,264	\$ 10,717	\$ 12,663	\$ 13,247	\$ 14,330	\$ 13,699	\$ 13,495	\$ 12,098	
10	147	178	154	169	187	173	172	165	166			5,460.60	6,136.88	2,805.99	4,944.42	6,665.24	5,406.14	4,468.28	5,425.76	4,780.99			\$ 8,176	\$ 9,106	\$ 5,972	\$ 7,664	\$ 9,642	\$ 9,324	\$ 8,331	\$ 8,640	\$ 7,957	
11	85	91	79	98	142	102	79	91	109			795.18	623.20	382.40	1,019.00	963.32	862.74	227.80	883.35	1,438.40			\$ 2,266	\$ 2,142	\$ 1,802	\$ 2,517	\$ 2,799	\$ 3,130	\$ 2,024	\$ 2,587	\$ 3,465	
12	71	71	74	79	76	84	75	75	82			205.20	323.26	121.03	301.30	197.90	272.54	539.79	538.60	619.19			\$ 1,489	\$ 1,576	\$ 1,408	\$ 1,597	\$ 1,236	\$ 2,203	\$ 1,171	\$ 1,938	\$ 1,445	
Averages	112	127	120	132	144	131	133	123	134			40,101.38	48,968.06	34,165.39	50,766.20	51,937.46	45,865.66	46,141.72	44,673.70	45,886.96			\$ 64,382	\$ 74,597	\$ 64,893	\$ 76,508	\$ 78,188	\$ 79,600	\$ 81,984	\$ 73,318	\$ 75,386	
	Averages											Totals										Totals										

