



SOUTH FEATHER WATER & POWER

TO: Board of Directors

FROM: Arthur V. Martinez, Manager of Information Systems

DATE: October 18, 2007

RE: General Information (regarding matters not scheduled on the agenda)
10/23/07 Board of Directors Meeting

Sly Creek Recreation Area

Northwest Park Management (NPM) submitted its Monthly Activity Report for the period of September 2, 2007 through September 30, 2007. The total campground fees collected in September were \$1,206 and the monthly NPM charge to the agency is \$7,283. This leaves a balance owing for this month in the amount of \$6,077. This ends the service year for this contract. The total receipts collected for 2007 were \$25,272, the total contract with NPM was \$36,416.

Surplus Water Revenue

In October the July and August data on Water Division Revenue earned from PG&E for Surplus Water was received. July's earned amount is \$27,098, and the revenue for August was \$28,605. The 2007 year-to-date revenue from this source is \$91,648, and the entire 2007 budget is \$165,000.

2007 SUMMARY FINANCIAL REPORT
South Feather Water and Power Agency - Water Division
As of August 31, 2007

O&M SUMMARY

Account Division	Description	Actual This Month	Year-to-Date			2007 ANNUAL BUDGET
			Actual	%	Remaining	
	O&M EXPENSES					
51000	WATER SOURCE	\$ -	\$ 8,000	60.61%	\$ 5,200	\$ 13,200
52000	ENVIRON. HEALTH & SAFETY	\$ -	\$ 25,685	60.01%	\$ 17,115	\$ 42,800
53000	WATER TREAT. PLANT	\$ -	\$ 331,027	72.71%	\$ 124,273	\$ 455,300
54000	TRANS. & DIST. (T & D)	\$ -	\$ 561,846	61.38%	\$ 353,554	\$ 915,400
55000	CUSTOMER ACCOUNT	\$ -	\$ 190,945	64.16%	\$ 106,655	\$ 297,600
56000	GENERAL ADMIN. & PLANT	\$ -	\$ 1,447,602	63.97%	\$ 815,298	\$ 2,262,900
57000	SUNDRY BILLINGS & EXP CR.	\$ -	\$ (23,360)	14.68%	\$ (135,740)	\$ (159,100)
58000	INFORMATION TECHNOLOGY	\$ -	\$ 53,571	46.95%	\$ 60,529	\$ 114,100
59000	NON-OPERATING	\$ -	\$ -		\$ -	
	TOTAL O&M EXPENSES	\$ -	\$ 2,595,316	65.83%	\$ 1,346,884	\$ 3,942,200
	O&M REVENUE					
41000	WATER SALES	\$ -	\$ 2,326,113	60.33%	\$ 1,529,587	\$ 3,855,700
42000	WATER SERVICE CHARGES	\$ -	\$ 100,770	18.56%	\$ 442,230	\$ 543,000
49000	NON-OPERATING REVENUE	\$ -	\$ 686,999	71.16%	\$ 278,401	\$ 965,400
	TOTAL O&M REVENUE	\$ -	\$ 3,113,882	58.05%	\$ 2,250,218	\$ 5,364,100
	O&M BALANCE:	\$ -	\$ 518,566	36.47%	\$ 903,334	\$ 1,421,900

DEBT SERVICE

Account Division	Description	Actual This Month	Year-to-Date			2007 ANNUAL BUDGET
			Actual	%	Remaining	
21413	EDA Loan Principal	\$ -	\$ 10,986	99.88%	\$ 14	\$ 11,000
21414	MRTP Principal	\$ -	\$ -	0.00%	\$ 90,000	\$ 90,000
21415	'95 COP Principal	\$ -	\$ 605,000	100.00%	\$ -	\$ 605,000
21419	'03 COP Principal	\$ -	\$ -		\$ -	\$ -
59450	Interest, EDA Loan	\$ -	\$ 7,818	100.23%	\$ (18)	\$ 7,800
59570	Interest, MRTP Bonds	\$ -	\$ 44,125	49.97%	\$ 44,175	\$ 88,300
59571	'95 COP Interest	\$ -	\$ 52,800	59.33%	\$ 36,200	\$ 89,000
59572	'03 COP Interest	\$ -	\$ 70,034	49.99%	\$ 70,066	\$ 140,100
	TOTAL DEBT SERVICE	\$ -	\$ 790,764	76.68%	\$ 240,436	\$ 1,031,200

2007 SUMMARY FINANCIAL REPORT
South Feather Water and Power Agency - Water Division
As of August 31, 2007

CAPITAL OUTLAY SUMMARY

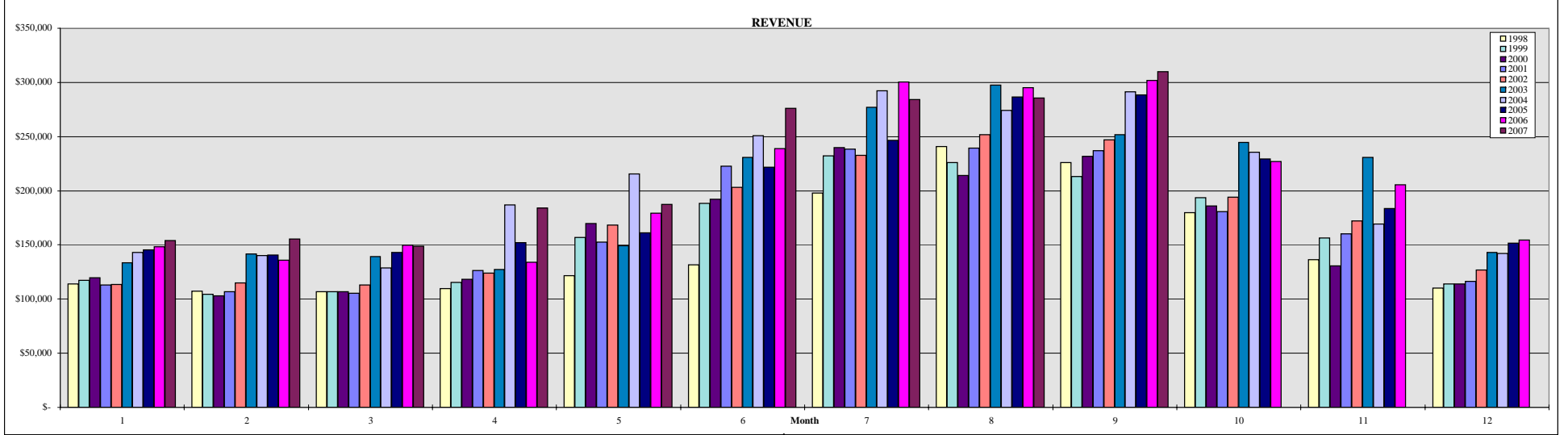
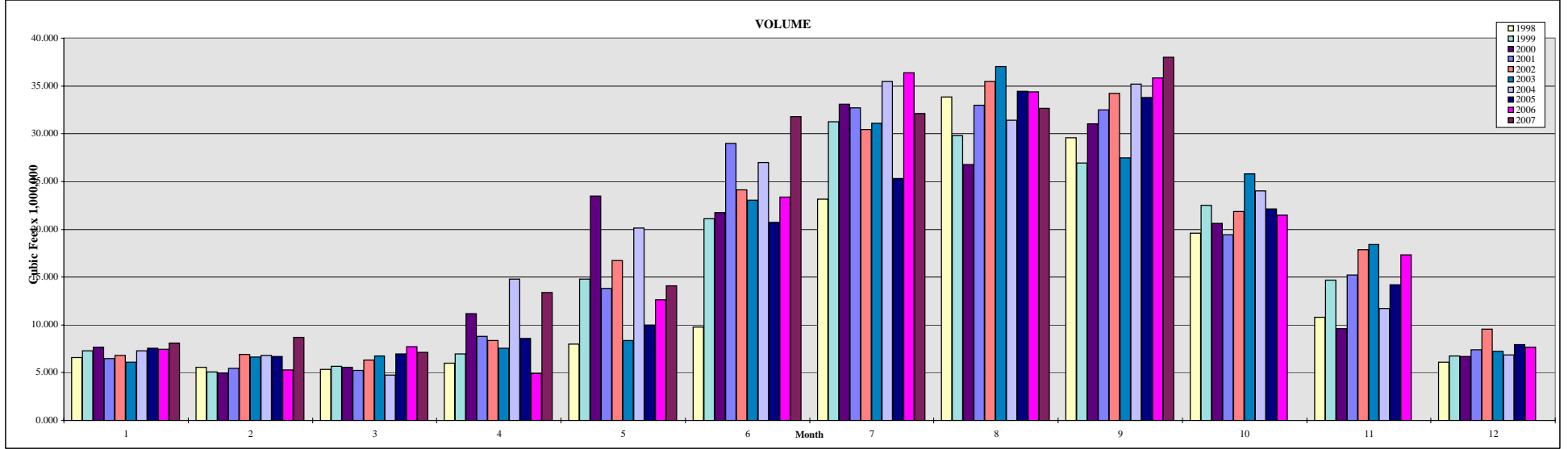
Account Division	Description	Actual This Month	Year-to-Date			2007 ANNUAL BUDGET
			Actual	%	Remaining	
	CAPITAL OUTLAY EXPENSES					
	Betterments	\$ -	\$ 69,410	33.21%	\$ 139,590	\$ 209,000
	Distribution System Projects	\$ -	\$ 10,371	13.47%	\$ 66,629	\$ 77,000
	Irrigation System Projects	\$ -	\$ 61,317	37.28%	\$ 103,183	\$ 164,500
	FERC Relicensing	\$ -	\$ 357,543	137.83%	\$ (98,143)	\$ 259,400
	Non-Budget - ID#1 Project	\$ -	\$ 84,972		\$ (84,972)	\$ -
		\$ -	\$ -		\$ -	\$ -
	O&M Contingency Fund	\$ -	\$ -		\$ -	\$ -
	TOTAL CAPITAL OUTLAY EXPENSES	\$ -	\$ 583,615	82.21%	\$ 126,285	\$ 709,900
	RESERVES TRANSFERRED TO FUND CAPITAL OUTLAY					
	System Capacity Charge Fund	\$ -	\$ -		\$ 136,000	\$ 136,000
		\$ -	\$ -		\$ -	\$ -
	General Reserves for FERC	\$ -	\$ 156,268	85.30%	\$ 26,932	\$ 183,200
	TOTAL RESERVES TRANSFERRED	\$ -	\$ 156,268	48.96%	\$ 162,932	\$ 319,200
	CAPITAL OUTLAY BALANCE:	\$ -	\$ (427,347)	109.38%	\$ 36,647	\$ (390,700)

	Balance This Month	Year-to-Date			2007 ANNUAL BUDGET
		Balance		Difference	
TOTAL BALANCE:	\$ -	\$ (699,545)		\$ 699,545	\$ -

RESERVE BALANCES	As of 12/31/2006	As of 8/31/2007	2007 Reserve Activity
General Fund	\$325,711	\$119,431	(\$206,280)
System Capacity Charges	\$1,297,285	\$1,093,496	(\$203,789)
TOTAL	\$1,622,996	\$1,212,928	(\$410,068)

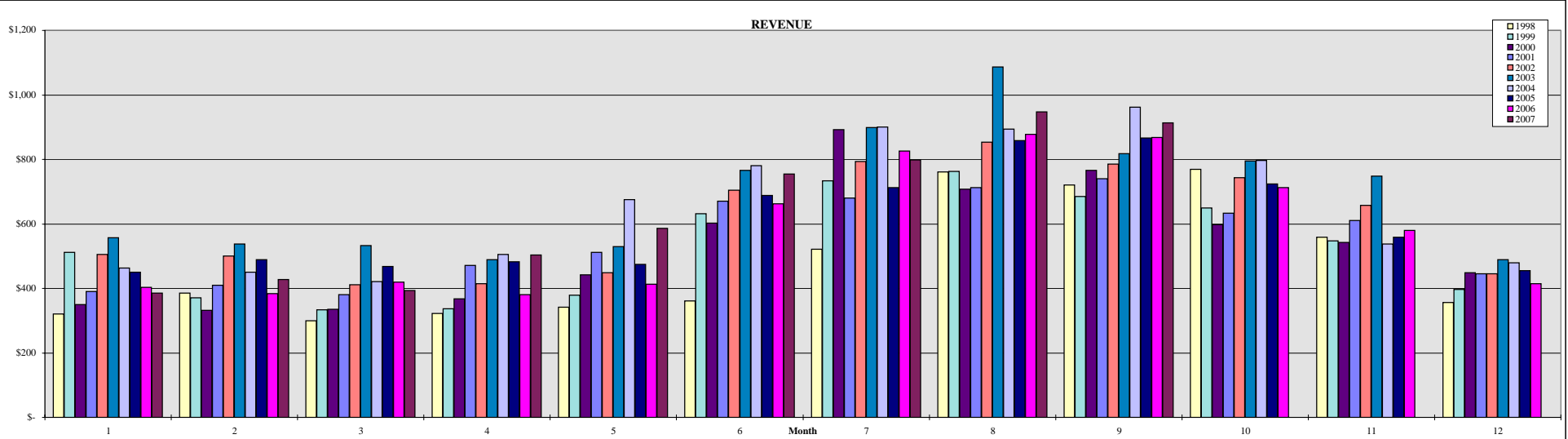
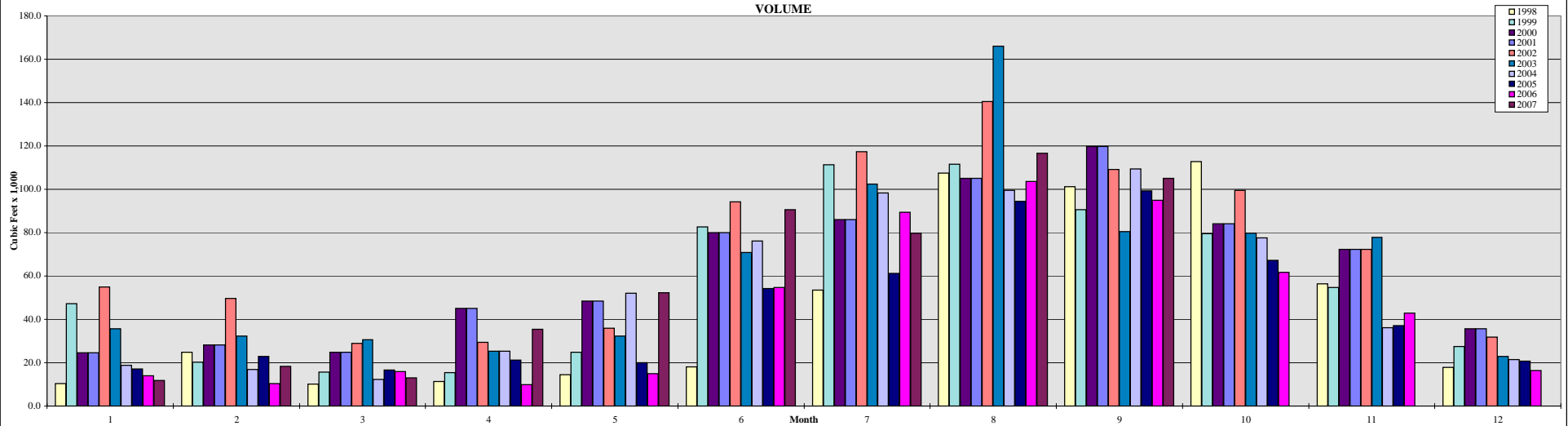
MINERS RANCH TREATMENT PLANT CONSUMPTION: 1998 - 2007

Month	Customers										Volume (x 1,000,000 cf)										Revenue									
	1998	1999	2000	2001	2002	2003	2004	2005	2006	2007	1998	1999	2000	2001	2002	2003	2004	2005	2006	2007	1998	1999	2000	2001	2002	2003	2004	2005	2006	2007
1	5,892	6,038	6,061	6,113	6,173	6,313	6,429	6,474	6,573	6,669	6,591	7,295	7,639	6,487	6,775	6,122	7,271	7,554	7,448	8,090	\$ 114,155	\$ 117,445	\$ 119,450	\$ 113,241	\$ 113,477	\$ 133,641	\$ 143,027	\$ 145,277	\$ 148,137	\$ 153,959
2	5,989	6,023	6,052	6,120	6,176	6,339	6,420	6,471	6,587	6,679	5,569	5,070	4,955	5,431	6,936	6,628	6,796	6,691	5,292	8,699	\$ 107,507	\$ 104,657	\$ 103,050	\$ 106,726	\$ 115,056	\$ 141,679	\$ 140,355	\$ 140,867	\$ 135,734	\$ 155,627
3	5,996	6,018	6,099	6,112	6,185	6,352	6,418	6,491	6,599	6,683	5,364	5,643	5,566	5,228	6,334	6,774	4,730	6,973	7,711	7,152	\$ 106,584	\$ 106,598	\$ 107,018	\$ 105,612	\$ 113,010	\$ 139,244	\$ 128,788	\$ 143,055	\$ 149,585	\$ 148,605
4	5,995	6,035	6,065	6,123	6,195	6,351	6,431	6,504	6,601	6,692	5,974	6,981	11,165	8,803	8,342	7,575	14,813	8,602	4,902	13,375	\$ 109,558	\$ 115,190	\$ 118,114	\$ 126,323	\$ 123,744	\$ 127,524	\$ 186,929	\$ 152,140	\$ 134,041	\$ 184,144
5	6,001	6,050	6,080	6,122	6,193	6,350	6,425	6,521	6,617	6,696	7,992	14,773	23,474	13,808	16,710	8,391	20,148	9,999	12,634	14,079	\$ 121,684	\$ 156,999	\$ 169,787	\$ 152,637	\$ 168,473	\$ 149,448	\$ 215,567	\$ 161,093	\$ 179,334	\$ 187,560
6	6,003	6,062	6,079	6,138	6,185	6,362	6,430	6,523	6,629	6,729	9,754	21,119	21,765	29,002	24,116	23,040	26,978	20,752	23,382	31,806	\$ 131,788	\$ 188,176	\$ 192,266	\$ 222,846	\$ 203,323	\$ 230,840	\$ 250,942	\$ 221,634	\$ 239,100	\$ 276,121
7	6,019	6,067	6,090	6,146	6,212	6,372	6,447	6,523	6,622	6,704	23,137	31,259	33,114	32,707	30,445	31,117	35,443	25,326	36,390	32,093	\$ 197,732	\$ 232,307	\$ 239,881	\$ 238,548	\$ 232,671	\$ 277,024	\$ 292,074	\$ 246,343	\$ 300,406	\$ 284,092
8	6,036	6,063	6,103	6,148	6,222	6,403	6,451	6,536	6,653	6,711	33,858	29,800	26,787	33,005	35,448	37,053	31,434	34,428	34,406	32,652	\$ 240,693	\$ 225,949	\$ 214,049	\$ 239,424	\$ 251,741	\$ 297,688	\$ 273,996	\$ 286,438	\$ 295,228	\$ 285,480
9	6,042	6,059	6,114	6,152	6,251	6,396	6,463	6,536	6,652	6,715	29,575	26,951	31,057	32,518	34,240	27,494	35,193	33,775	35,822	38,006	\$ 225,969	\$ 213,264	\$ 231,555	\$ 236,950	\$ 247,204	\$ 251,588	\$ 291,115	\$ 288,492	\$ 302,033	\$ 310,005
10	6,036	6,061	6,120	6,156	6,257	6,407	6,463	6,543	6,653		19,618	22,506	20,615	19,410	21,874	25,796	23,999	22,126	21,505		\$ 179,970	\$ 193,395	\$ 185,800	\$ 180,771	\$ 193,918	\$ 244,822	\$ 235,668	\$ 229,208	\$ 226,935	
11	6,041	6,060	6,125	6,162	6,244	6,406	6,460	6,558	6,664		10,814	14,678	9,599	15,217	17,848	18,403	11,714	14,193	17,340		\$ 136,419	\$ 156,601	\$ 130,495	\$ 160,144	\$ 172,334	\$ 230,893	\$ 169,262	\$ 183,401	\$ 205,562	
12	6,045	6,059	6,123	6,174	6,241	6,404	6,477	6,565	6,657		6,073	6,745	6,673	7,380	9,536	7,259	6,858	7,959	7,683		\$ 110,076	\$ 113,990	\$ 114,130	\$ 116,335	\$ 126,989	\$ 143,185	\$ 142,156	\$ 151,576	\$ 154,272	
Averages	6,008	6,050	6,093	6,139	6,211	6,371	6,443	6,520	6,626		164,318	192,823	202,410	208,996	218,603	205,651	225,376	198,380	214,517		\$ 1,782,134	\$ 1,924,573	\$ 1,925,595	\$ 1,999,557	\$ 2,061,941	\$ 2,367,575	\$ 2,469,879	\$ 2,349,523	\$ 2,470,368	
Totals																														



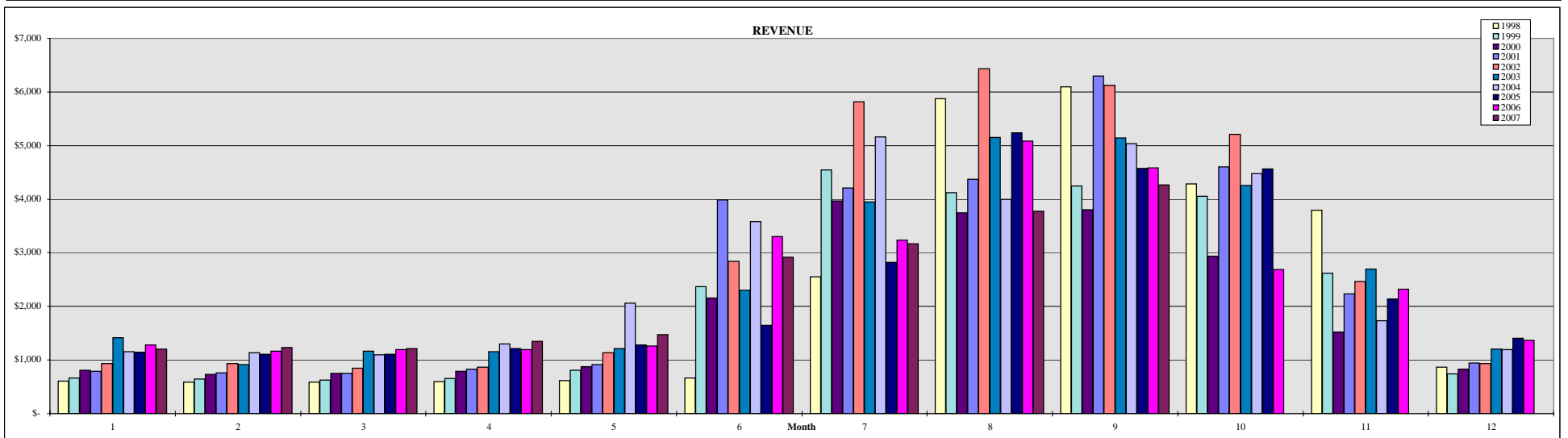
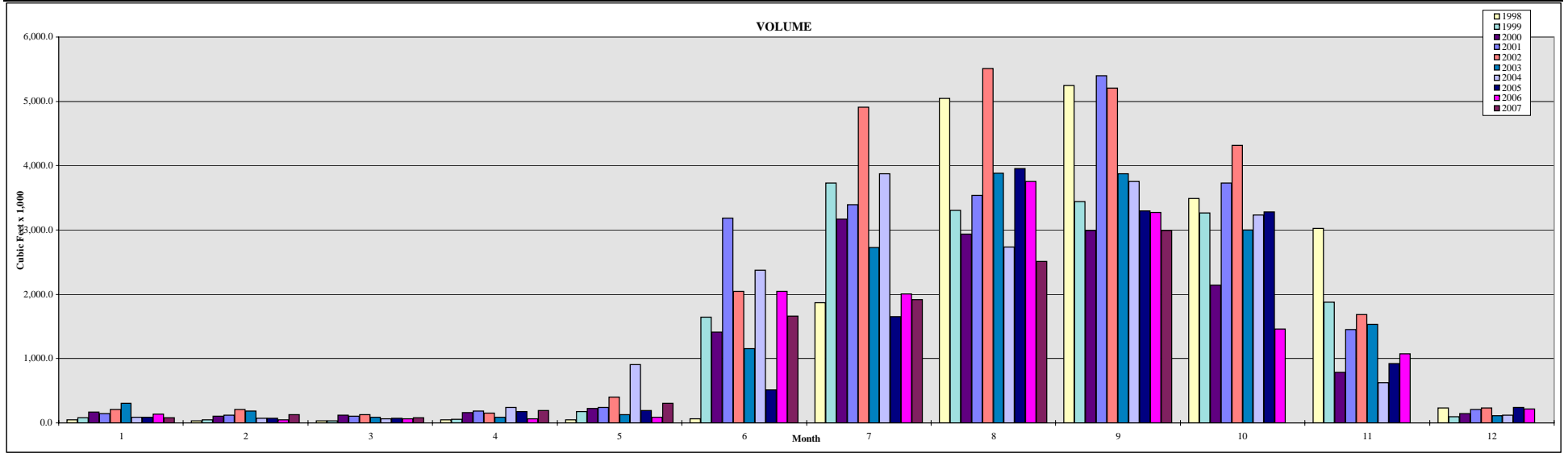
BANGOR TREATMENT PLANT CONSUMPTION: 1998 - 2007

Month	Customers										Volume (x 1,000 cfd)										Revenue									
	1998	1999	2000	2001	2002	2003	2004	2005	2006	2007	1998	1999	2000	2001	2002	2003	2004	2005	2006	2007	1998	1999	2000	2001	2002	2003	2004	2005	2006	2007
1	20	19	18	18	19	22	22	22	24	23	10.4	47.3	24.6	24.6	55.0	35.7	18.9	17.0	13.9	11.8	\$ 321	\$ 511	\$ 350	\$ 390	\$ 505	\$ 558	\$ 463	\$ 451	\$ 404	\$ 386
2	20	19	18	18	19	22	22	22	23	23	24.9	20.3	28.3	28.3	49.7	32.3	16.9	23.0	10.4	18.2	\$ 385	\$ 371	\$ 333	\$ 410	\$ 501	\$ 538	\$ 450	\$ 489	\$ 384	\$ 427
3	20	18	18	18	19	23	22	24	23	23	10.1	15.7	24.7	24.7	29.0	30.7	12.3	16.6	16.0	12.9	\$ 300	\$ 334	\$ 336	\$ 380	\$ 412	\$ 533	\$ 421	\$ 468	\$ 419	\$ 394
4	19	19	17	18	19	23	22	23	23	23	11.4	15.5	45.0	45.0	29.5	25.3	25.4	21.2	9.9	35.5	\$ 322	\$ 336	\$ 368	\$ 472	\$ 415	\$ 489	\$ 505	\$ 483	\$ 380	\$ 503
5	19	19	17	18	19	22	22	23	23	23	14.4	24.9	48.4	48.4	35.8	32.4	52.0	19.9	15.0	52.2	\$ 342	\$ 380	\$ 442	\$ 512	\$ 448	\$ 530	\$ 675	\$ 474	\$ 413	\$ 586
6	19	19	18	18	19	21	22	23	24	23	18.0	82.6	80.1	80.1	94.2	70.9	76.2	54.3	54.6	90.6	\$ 361	\$ 632	\$ 602	\$ 670	\$ 704	\$ 766	\$ 781	\$ 688	\$ 622	\$ 754
7	20	19	18	18	19	21	22	24	22	23	53.5	111.4	86.1	86.1	117.3	102.3	98.4	61.3	89.3	79.9	\$ 521	\$ 734	\$ 892	\$ 680	\$ 794	\$ 899	\$ 900	\$ 712	\$ 827	\$ 799
8	20	18	18	18	19	21	22	24	23	23	107.5	111.6	105.1	105.1	140.5	166.1	99.4	94.5	103.7	116.7	\$ 761	\$ 763	\$ 707	\$ 713	\$ 854	\$ 1,086	\$ 895	\$ 858	\$ 878	\$ 948
9	19	18	18	18	21	21	22	23	23	23	101.2	90.7	119.8	119.8	109.1	80.6	109.3	99.2	95.0	105.0	\$ 721	\$ 685	\$ 767	\$ 740	\$ 785	\$ 818	\$ 962	\$ 867	\$ 868	\$ 913
10	20	18	18	18	20	22	22	23	24		112.8	79.5	84.1	84.1	99.4	79.7	77.6	67.2	61.8		\$ 769	\$ 649	\$ 598	\$ 633	\$ 743	\$ 795	\$ 797	\$ 723	\$ 712	
11	19	18	18	19	22	22	22	23	23		56.4	54.8	72.4	72.4	72.2	77.9	36.2	37.0	42.8		\$ 559	\$ 547	\$ 542	\$ 610	\$ 657	\$ 749	\$ 538	\$ 559	\$ 580	
12	19	18	18	19	21	22	22	23	23		17.8	27.4	35.7	35.7	31.8	22.9	21.5	20.7	16.3		\$ 356	\$ 397	\$ 449	\$ 446	\$ 445	\$ 489	\$ 480	\$ 456	\$ 415	
	20	19	18	18	20	22	22	23	23		538.4	681.7	754.3	754.3	863.5	756.8	644.1	531.9	528.8		\$ 5,719	\$ 6,340	\$ 6,385	\$ 6,655	\$ 7,261	\$ 8,249	\$ 7,866	\$ 7,229	\$ 6,941	
	Averages										Totals										Totals									



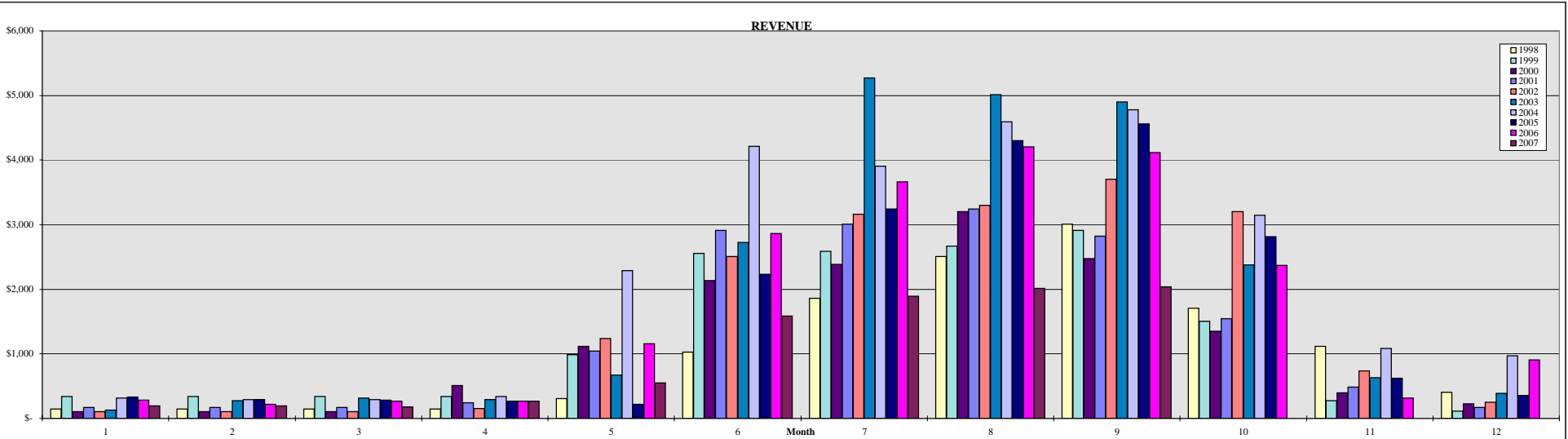
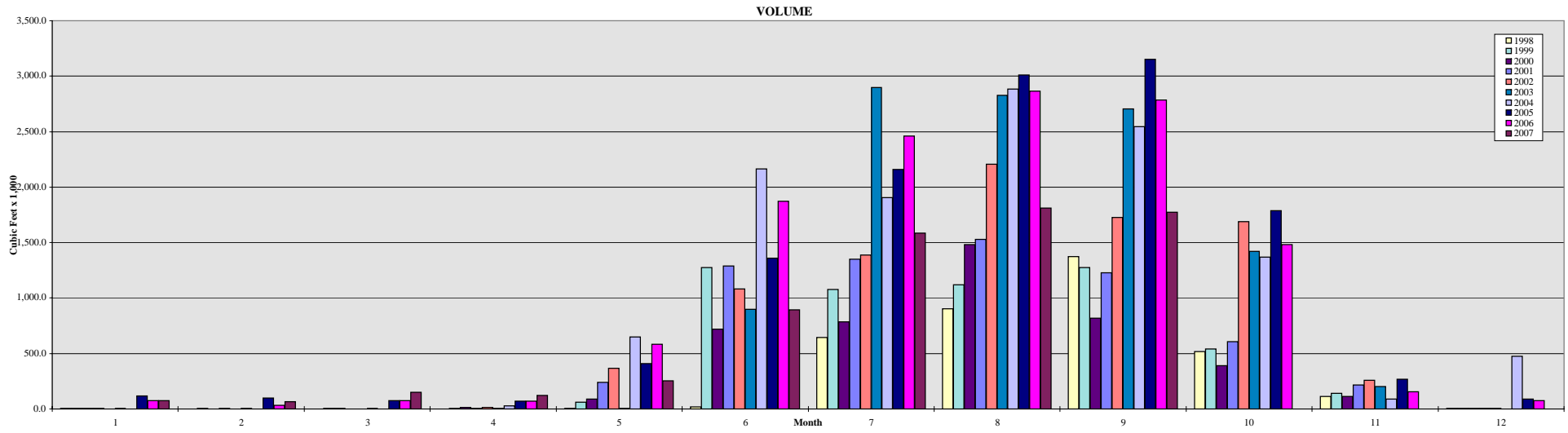
COMMUNITY LINE WATER CONSUMPTION: 1998 - 2007

Month	Customers										Volume (x 1,000 cfd)										Revenue									
	1998	1999	2000	2001	2002	2003	2004	2005	2006	2007	1998	1999	2000	2001	2002	2003	2004	2005	2006	2007	1998	1999	2000	2001	2002	2003	2004	2005	2006	2007
1	51	53	58	59	65	63	61	60	65	65	46.5	80.4	165.7	141.7	211.6	305.8	84.9	89.8	136.5	80.9	\$ 609	\$ 668	\$ 809	\$ 794	\$ 933	\$ 1,417	\$ 1,155	\$ 1,142	\$ 1,278	\$ 1,207
2	51	54	57	58	65	59	61	59	64	63	29.9	49.5	101.9	119.0	209.2	183.8	70.9	74.9	47.5	127.8	\$ 592	\$ 641	\$ 732	\$ 761	\$ 930	\$ 913	\$ 1,141	\$ 1,110	\$ 1,165	\$ 1,234
3	50	54	57	58	65	62	59	59	64	65	34.2	29.0	116.4	105.4	125.7	89.9	65.3	68.3	67.8	82.6	\$ 585	\$ 624	\$ 747	\$ 747	\$ 844	\$ 1,166	\$ 1,100	\$ 1,103	\$ 1,190	\$ 1,211
4	50	54	58	58	65	61	60	59	64	66	44.7	54.6	158.0	186.3	150.0	85.9	238.9	179.2	67.6	189.3	\$ 596	\$ 650	\$ 793	\$ 830	\$ 868	\$ 1,154	\$ 1,296	\$ 1,217	\$ 1,190	\$ 1,344
5	52	57	58	63	66	62	64	62	67	66	44.6	177.5	227.0	236.7	399.7	125.1	908.6	189.2	86.9	308.7	\$ 616	\$ 810	\$ 872	\$ 911	\$ 1,138	\$ 1,214	\$ 2,056	\$ 1,280	\$ 1,262	\$ 1,473
6	53	61	63	65	67	64	65	64	68	69	67.6	1,644.0	1,410.4	3,185.5	2,045.4	1,151.2	2,372.5	515.6	2,049.0	1,664.0	\$ 663	\$ 2,364	\$ 2,152	\$ 3,990	\$ 2,836	\$ 2,306	\$ 3,581	\$ 1,651	\$ 3,300	\$ 2,921
7	59	64	66	65	69	65	67	64	67	68	1,867.8	3,726.3	3,171.5	3,395.3	4,911.0	2,729.9	3,873.0	1,652.2	2,004.9	1,917.6	\$ 2,550	\$ 4,542	\$ 3,972	\$ 4,212	\$ 5,815	\$ 3,949	\$ 5,162	\$ 2,822	\$ 3,238	\$ 3,165
8	62	65	66	66	69	66	67	67	70	68	5,044.3	3,302.3	2,934.2	3,534.6	5,507.4	3,884.0	2,738.5	3,957.9	3,750.7	2,508.1	\$ 5,878	\$ 4,116	\$ 3,748	\$ 4,367	\$ 6,432	\$ 5,156	\$ 3,993	\$ 5,239	\$ 5,080	\$ 3,773
9	63	64	66	67	69	66	67	67	69	69	5,248.8	3,438.5	2,991.5	5,401.0	5,209.8	3,874.6	3,752.9	3,300.4	3,273.6	2,988.4	\$ 6,099	\$ 4,246	\$ 3,807	\$ 6,300	\$ 6,125	\$ 5,146	\$ 5,038	\$ 4,572	\$ 4,579	\$ 4,265
10	63	63	66	69	69	67	66	68	68	3,491.6	3,266.2	2,141.8	3,729.5	4,317.6	2,996.6	3,229.3	3,283.3	1,456.6		\$ 4,289	\$ 4,057	\$ 2,932	\$ 4,606	\$ 5,206	\$ 4,259	\$ 4,479	\$ 4,561	\$ 2,690		
11	63	62	65	68	67	64	62	68	69	3,020.6	1,876.5	788.1	1,448.6	1,680.5	1,531.5	625.5	923.8	1,077.1		\$ 3,791	\$ 2,615	\$ 1,526	\$ 2,236	\$ 2,468	\$ 2,697	\$ 1,729	\$ 2,142	\$ 2,317		
12	57	58	62	66	63	62	61	66	66	233.7	96.8	141.6	210.8	236.1	113.2	122.1	240.7	215.3		\$ 868	\$ 738	\$ 828	\$ 943	\$ 936	\$ 1,202	\$ 1,193	\$ 1,403	\$ 1,368		
Averages	56	59	62	64	67	63	63	64	67	19,174.3	17,741.6	14,348.1	21,694.4	25,004.0	17,071.5	18,082.4	14,475.3	14,233.5	9,867.4	\$ 27,136	\$ 26,072	\$ 22,918	\$ 30,695	\$ 34,532	\$ 30,579	\$ 31,923	\$ 28,657	\$ 28,657		
	Averages										Totals										Totals									



FORBESTOWN DITCH WATER CONSUMPTION: 1998 - 2007

Month	Customers										Volume (x 1,000 cf)										Revenue									
	1998	1999	2000	2001	2002	2003	2004	2005	2006	2007	1998	1999	2000	2001	2002	2003	2004	2005	2006	2007	1998	1999	2000	2001	2002	2003	2004	2005	2006	2007
1	5	10	5	7	5	7	10	14	11	6	2.4	3.3	4.5	2.4	1.7	4.3	1.7	115.5	74.2	73.7	\$ 147	\$ 338	\$ 105	\$ 169	\$ 102	\$ 127	\$ 312	\$ 335	\$ 284	\$ 196
2	5	10	5	5	5	8	9	12	10	5	1.7	2.7	2.3	2.4	1.7	3.1	0.8	99.2	34.5	66.5	\$ 147	\$ 338	\$ 102	\$ 168	\$ 102	\$ 278	\$ 293	\$ 290	\$ 222	\$ 196
3	5	10	5	7	5	9	9	11	10	5	1.6	2.4	2.8	1.9	2.1	2.7	0.4	74.8	74.3	149.4	\$ 147	\$ 337	\$ 103	\$ 169	\$ 102	\$ 313	\$ 293	\$ 280	\$ 267	\$ 179
4	5	10	13	9	7	9	10	10	10	7	2.3	2.9	15.1	4.3	14.6	2.5	26.8	72.8	71.4	123.0	\$ 147	\$ 338	\$ 513	\$ 244	\$ 151	\$ 295	\$ 338	\$ 268	\$ 266	\$ 267
5	9	24	24	24	27	15	37	23	26	21	6.8	62.0	87.3	240.6	368.8	5.5	650.7	409.5	583.1	253.4	\$ 305	\$ 983	\$ 1,119	\$ 1,040	\$ 1,241	\$ 673	\$ 2,292	\$ 222	\$ 1,157	\$ 552
6	26	38	36	45	39	38	48	36	42	36	16.8	1,273.3	721.3	1,291.0	1,083.5	896.5	2,164.7	1,359.0	1,873.7	896.1	\$ 1,030	\$ 2,551	\$ 2,135	\$ 2,909	\$ 2,503	\$ 2,724	\$ 4,210	\$ 2,229	\$ 2,862	\$ 1,581
7	37	43	46	47	50	50	51	47	49	37	644.3	1,079.0	784.7	1,350.7	1,387.3	2,898.2	1,907.3	2,157.2	2,459.6	1,583.2	\$ 1,863	\$ 2,584	\$ 2,387	\$ 3,012	\$ 3,162	\$ 5,276	\$ 3,907	\$ 3,241	\$ 3,667	\$ 1,888
8	44	43	52	48	46	47	54	53	53	37	905.5	1,120.9	1,483.7	1,530.4	2,207.7	2,829.6	2,885.7	3,009.0	2,863.3	1,810.4	\$ 2,504	\$ 2,666	\$ 3,205	\$ 3,243	\$ 3,299	\$ 5,013	\$ 4,597	\$ 4,301	\$ 4,205	\$ 2,014
9	49	50	46	46	53	48	56	54	52	38	1,374.6	1,274.2	817.6	1,226.4	1,726.4	2,705.8	2,544.3	3,150.0	2,784.4	1,772.5	\$ 3,007	\$ 2,909	\$ 2,478	\$ 2,820	\$ 3,700	\$ 4,900	\$ 4,780	\$ 4,564	\$ 4,116	\$ 2,035
10	38	32	38	42	41	29	44	43	44	517.3	539.1	392.3	606.2	1,688.6	1,419.9	1,370.4	1,785.5	1,480.9	\$ 1,708	\$ 1,505	\$ 1,352	\$ 1,543	\$ 3,202	\$ 2,374	\$ 3,147	\$ 2,817	\$ 2,373			
11	25	8	13	12	18	14	11	18	7	112.0	140.6	113.8	214.1	259.7	203.3	90.6	270.1	154.4	\$ 1,120	\$ 278	\$ 395	\$ 488	\$ 737	\$ 634	\$ 1,081	\$ 620	\$ 317			
12	12	6	5	5	10	12	22	14	8	2.4	4.4	6.5	4.4	3.7	2.1	474.9	89.5	74.6	\$ 404	\$ 116	\$ 230	\$ 170	\$ 249	\$ 392	\$ 973	\$ 353	\$ 904			
	34	38	40	42	43	38	30	28	44	3,587.7	5,504.8	4,431.9	6,474.8	8,745.8	10,973.5	12,118.3	12,592.1	12,528.4	\$ 12,527	\$ 14,942	\$ 14,125	\$ 15,974	\$ 18,548	\$ 23,001	\$ 26,221	\$ 19,520	\$ 20,641			
	Averages										Totals										Totals									



PALERMO DITCH WATER CONSUMPTION: 1998 - 2007

Month	Customers											Volume (x 1,000 cfd)										Revenue									
	1998	1999	2000	2001	2002	2003	2004	2005	2006	2007	1998	1999	2000	2001	2002	2003	2004	2005	2006	2007	1998	1999	2000	2001	2002	2003	2004	2005	2006	2007	
1	64	70	70	70	78	56	75	71	77	180.56	214.12	236.90	189.36	220.22	84.60	219.66	342.90	491.02	636.15	\$ 1,476	\$ 1,487	\$ 1,465	\$ 1,380	\$ 1,491	\$ 1,067	\$ 1,945	\$ 1,548	\$ 1,811	\$ 2,124		
2	60	67	67	70	76	73	72	68	75	186.24	126.06	97.27	187.48	230.52	148.02	208.66	519.50	426.59	586.00	\$ 1,393	\$ 1,363	\$ 1,384	\$ 1,370	\$ 1,435	\$ 1,746	\$ 1,881	\$ 1,828	\$ 1,728	\$ 2,095		
3	63	61	67	68	76	74	72	68	70	165.84	559.58	75.67	180.76	197.06	206.80	169.64	546.35	420.94	916.98	\$ 1,405	\$ 1,518	\$ 1,330	\$ 1,296	\$ 1,412	\$ 1,825	\$ 1,839	\$ 1,824	\$ 1,714	\$ 2,043		
4	63	66	81	73	86	76	72	68	69	197.96	284.32	965.60	354.76	417.56	275.42	444.95	549.72	422.94	973.82	\$ 1,438	\$ 1,309	\$ 2,982	\$ 1,600	\$ 1,766	\$ 1,976	\$ 2,126	\$ 1,838	\$ 1,689	\$ 2,636		
5	79	146	103	157	175	86	185	88	125	627.76	4,639.00	1,527.22	5,476.48	5,682.40	323.98	6,617.18	941.42	2,695.41	4,445.04	\$ 2,187	\$ 7,098	\$ 3,498	\$ 7,980	\$ 8,465	\$ 2,336	\$ 10,754	\$ 2,606	\$ 5,056	\$ 7,460		
6	110	189	175	191	205	196	199	175	188	2,202.32	8,501.10	7,030.98	8,965.98	8,406.36	8,581.26	8,260.96	6,450.06	8,099.80	9,103.04	\$ 4,200	\$ 11,644	\$ 10,768	\$ 12,111	\$ 11,617	\$ 12,902	\$ 12,650	\$ 9,832	\$ 11,800	\$ 13,087		
7	200	193	189	199	204	214	198	202	200	9,739.26	9,988.64	6,678.91	9,891.16	9,241.96	8,396.05	8,020.61	8,669.57	9,433.97	9,592.59	\$ 13,181	\$ 13,279	\$ 10,991	\$ 13,104	\$ 11,704	\$ 13,069	\$ 12,389	\$ 12,637	\$ 13,723	\$ 13,612		
8	206	197	196	206	215	219	206	209	263	9,902.92	8,536.10	7,681.16	9,890.66	9,912.98	11,834.39	7,764.92	10,344.43	8,680.54	9,372.64	\$ 13,376	\$ 11,811	\$ 12,577	\$ 13,227	\$ 13,375	\$ 15,693	\$ 13,173	\$ 14,545	\$ 12,901	\$ 13,326		
9	193	190	182	200	212	217	196	201	190	10,437.54	9,035.80	6,562.26	9,364.84	9,801.94	9,473.72	9,199.26	9,462.04	8,377.17	9,218.87	\$ 13,793	\$ 12,264	\$ 10,717	\$ 12,663	\$ 13,247	\$ 14,330	\$ 13,699	\$ 13,495	\$ 12,098	\$ 13,235		
10	147	178	154	169	187	173	172	165	166	5,460.60	6,136.88	2,805.99	4,944.42	6,665.24	5,406.14	4,468.28	5,425.76	4,780.99		\$ 8,176	\$ 9,106	\$ 5,972	\$ 7,664	\$ 9,642	\$ 9,324	\$ 8,331	\$ 8,640	\$ 7,957			
11	85	91	79	98	142	102	79	91	109	795.18	623.20	382.40	1,019.00	963.32	862.74	227.80	883.35	1,438.40		\$ 2,266	\$ 2,142	\$ 1,802	\$ 2,517	\$ 2,799	\$ 3,130	\$ 2,024	\$ 2,587	\$ 3,465			
12	71	71	74	79	76	84	75	75	82	205.20	323.26	121.03	301.30	197.90	272.54	539.79	538.60	619.19		\$ 1,489	\$ 1,576	\$ 1,408	\$ 1,597	\$ 1,236	\$ 2,203	\$ 1,171	\$ 1,938	\$ 1,445			
	112	127	120	132	144	131	133	123	134	40,101.38	48,968.06	34,165.39	50,766.20	51,937.46	45,865.66	46,141.72	44,673.70	45,886.96		\$ 64,382	\$ 74,597	\$ 64,893	\$ 76,508	\$ 78,188	\$ 79,600	\$ 81,984	\$ 73,318	\$ 75,386			
	Averages											Totals										Totals									

