

# ANNUAL WATER QUALITY REPORT

*Water testing performed in 2006*



*Proudly Presented By:*

SOUTH FEATHER  
WATER AND  
POWER AGENCY

PWS ID#: CA0410006

*Este informe contiene información muy importante sobre su agua potable. Tradúzcalo o hable con alguien que lo entienda bien.*

## Community Participation

We want our customers to be informed about their water utility. If you want to learn more, please call us or attend any of our regularly scheduled board of directors' meetings. They are held on the fourth Tuesday of each month at 2:00 p.m. in the Agency's boardroom, 2310 Oro-Quincy Highway, Oroville, California.

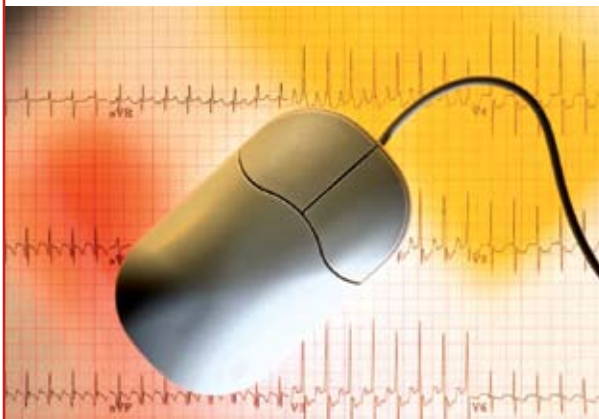
## Continuing Our Commitment

Once again we proudly present our annual water quality report. This edition covers all testing completed from January 1, 2006 through December 31, 2006. We are pleased to tell you that our compliance with all state and federal drinking water laws remains exemplary. As in the past, we are committed to delivering the best-quality drinking water. To that end, we remain vigilant in meeting the challenges of source water protection, water conservation, and community education while continuing to serve the needs of all of our water users.

For more information about this report, or for any questions relating to your drinking water, please call Jim Coffelt, Water Treatment Superintendent, at (530) 589-0212.

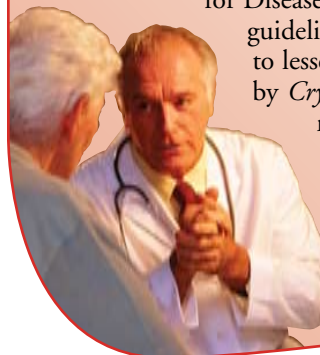
## Information on the Internet

The U.S. EPA Office of Water ([www.epa.gov/watrhme](http://www.epa.gov/watrhme)) and the Centers for Disease Control and Prevention ([www.cdc.gov](http://www.cdc.gov)) Web sites provide a substantial amount of information on many issues relating to water resources, water conservation, and public health. Also, the California Division of Drinking Water and Environmental Management has a Web site ([www.dhs.ca.gov/ps/ddwem/technical/dwp/dwpindex.htm](http://www.dhs.ca.gov/ps/ddwem/technical/dwp/dwpindex.htm)) that provides complete and current information on water issues in California, including valuable information about our watershed.



## Important Health Information

Some people may be more vulnerable to contaminants in drinking water than the general population. Immunocompromised persons such as persons with cancer undergoing chemotherapy, persons who have undergone organ transplants, people with HIV/AIDS or other immune system disorders, some elderly, and infants may be particularly at risk from infections. These people should seek advice about drinking water from their health care providers. The U.S. EPA/CDC (Centers for Disease Control and Prevention) guidelines on appropriate means to lessen the risk of infection by *Cryptosporidium* and other microbial contaminants are available from the Safe Drinking Water Hotline at (800) 426-4791.



## Letter from Mike Glaze, General Manager

South Feather Water and Power Agency's (SFWPA) highest priority is to produce a dependable supply of top-quality drinking water for its customers. Not only have we replaced all of our old steel pipes in order to improve the quality of water from the treatment plant to your tap, but we are constantly upgrading the plant's equipment and technology to make it as efficient and effective as possible. As a part of our efforts to keep your water supply dependable, SFWPA has backup generators at all of the Agency's primary facilities to ensure that water is available to our customers even during the power outages that occur occasionally in our area. Additionally, we operate a photovoltaic generating system at the treatment plant that protects us against future spikes in the cost of energy. Nevertheless, even though we use the solar system to generate much of the electricity needed at the treatment plant, we are still asking our customers to reduce their water usage from noon to six o'clock in the evening to make our water treatment and electricity generation as efficient and inexpensive as possible. We are fortunate to have an abundant and pristine water source as well as substantial storage facilities. We ask that all of our customers help protect the streams and reservoirs that comprise the Agency's water supply system, including being vigilant and reporting any suspicious activity that occurs in the vicinity of Agency facilities. The assistance of our customers will enable us to maintain and guarantee the exceptional water quality we enjoy, now and into the future.

### Where Does My Water Come From?

The raw water source for the South Feather Water and Power Agency's distribution system is derived from the watershed of the South Fork of the Feather River and the upper portion of the Slate Creek watershed. Through a series of dams, canals, and tunnels, water is delivered to the Miners Ranch Reservoir and is extracted directly for the treatment plant.



### How Long Can I Store Drinking Water?

The disinfectant in drinking water will eventually dissipate even in a closed container. If that container housed bacteria prior to filling up with the tap water the bacteria may continue to grow once the disinfectant has dissipated. Some experts believe that water could be stored up to six months before needing to be replaced. Refrigeration will help slow the bacterial growth.

## Source Water Assessment

An assessment has been completed for the water sources serving the Miners Ranch Water Treatment Plant. Our pristine water source is considered most vulnerable to active and historic mining operations but not associated with any detected contaminants.

For a copy of the complete assessment please contact Richard Hinrichs at the DHS Valley District Office, 415 Knollcrest Drive, Suite 110, Redding, California 96002, or call (530) 224-4867. You may also contact Michael Glaze at South Feather Water and Power, 2310 Oro-Quincy Highway, Oroville, California 95966, or call (530) 533-4578.

## Substances That Might Be in Drinking Water

The sources of drinking water (both tap water and bottled water) include rivers, lakes, streams, ponds, reservoirs, springs, and wells. As water travels over the surface of the land or through the ground, it dissolves naturally occurring minerals and, in some cases, radioactive material, and can pick up substances resulting from the presence of animals or from human activity.

In order to ensure that tap water is safe to drink, the the U.S. Environmental Protection Agency (U.S. EPA) and the California State Department of Health Services (Department) prescribe regulations that limit the amount of certain contaminants in water provided by public water systems. Department regulations also establish limits for contaminants in bottled water that must provide the same protection for public health. Drinking water, including bottled water, may reasonably be expected to contain at least small amounts of some contaminants. The presence of contaminants does not necessarily indicate that water poses a health risk.

Contaminants that may be present in source water include:

**Microbial Contaminants**, such as viruses and bacteria, that may come from sewage treatment plants, septic systems, agricultural livestock operations, and wildlife;

**Inorganic Contaminants**, such as salts and metals, that can be naturally occurring or can result from urban stormwater runoff, industrial or domestic wastewater discharges, oil and gas production, mining, or farming;

**Pesticides and Herbicides**, that may come from a variety of sources such as agriculture, urban stormwater runoff, and residential uses;

**Organic Chemical Contaminants**, including synthetic and volatile organic chemicals, which are by-products of industrial processes and petroleum production, and which can also come from gas stations, urban stormwater runoff, agricultural applications, and septic systems;

**Radioactive Contaminants**, that can be naturally occurring or can be the result of oil and gas production and mining activities.

More information about contaminants and potential health effects can be obtained by calling the U.S. EPA's Safe Drinking Water Hotline at (800) 426-4791.




## Contamination from Cross-Connections

Cross-connections that contaminate drinking water distribution lines are a major concern. A cross-connection is formed at any point where a drinking water line connects to equipment (boilers), systems containing chemicals (air conditioning systems, fire sprinkler systems, irrigation systems), or water sources of questionable quality. Cross-connection contamination can occur when the pressure in the equipment or system is greater than the pressure inside the drinking water line (backpressure). Contamination can also occur when the pressure in the drinking water line drops due to fairly routine occurrences (main breaks, heavy water demand) causing contaminants to be sucked out from the equipment and into the drinking water line (backsiphonage).

Outside water taps and garden hoses tend to be the most common sources of cross-connection contamination at home. The garden hose creates a hazard when submerged in a swimming pool or when attached to a chemical sprayer for weed killing. Fertilizers, cesspools, or garden chemicals may contaminate garden hoses that are left lying on the ground. Improperly installed valves in your toilet could also be a source of cross-connection contamination.

Community water supplies are continuously jeopardized by cross-connections unless appropriate valves, known as backflow prevention devices, are installed and maintained. We have surveyed all industrial, commercial, and institutional facilities in the service area to make sure that all potential cross-connections are identified and eliminated or protected by a backflow preventer. We also inspect and test each backflow preventer to make sure that it is providing maximum protection.

For more information, review the Cross-Connection Control Manual from the U.S. EPA's Web site at [www.epa.gov/safewater/crossconnection.html](http://www.epa.gov/safewater/crossconnection.html). You can also call the Safe Drinking Water Hotline at (800) 426-4791.



## Is it Safe to Drink Water From a Garden Hose?

Substances used in vinyl garden hoses to keep them flexible can get into the water as it passes through the hose. These chemicals are not good for you nor are they good for your pets. Allow the water to run for a short time in order to flush the hose before drinking or filling your pets' drinking containers.

There are hoses made with food-grade plastic that will not contaminate the water. Check your local hardware store for this type of hose.

## Table Definitions

**Action Level (Regulatory Action Level):** The concentration of a contaminant which, if exceeded, triggers treatment or other requirements that a water system must follow.

**MCL (Maximum Contaminant Level):** The highest level of a contaminant that is allowed in drinking water. Primary MCLs are set as close to the PHGs (or MCLGs) as is economically and technologically feasible. Secondary MCLs (SMCLs) are set to protect the odor, taste and appearance of drinking water.

**MCLG (Maximum Contaminant Level Goal):** The level of a

contaminant in drinking water below which there is no known or expected risk to health. MCLGs are set by the U.S. EPA.

**MRDL (Maximum Residual Disinfectant Level):** The level of a disinfectant added for water treatment that may not be exceeded at the consumer's tap.

**MRDLG (Maximum Residual Disinfectant Level Goal):** The level of a disinfectant added for water treatment below which there is no known or expected risk to health. MRDLGs are set by the U.S. EPA.

**NA:** Not applicable

**ND (Not detected):** Indicates

that the substance was not found by laboratory analysis.

**NS:** No standard

**NTU (Nephelometric Turbidity Units):** Measurement of the clarity, or turbidity, of water. Turbidity in excess of 5 NTU is just noticeable to the average person.

**PDWS (Primary Drinking Water Standard):** MCLs and MRDLs for contaminants that affect health along with their monitoring and reporting requirements, and water treatment requirements.

**PHG (Public Health Goal):** The level of a contaminant in drinking

water below which there is no known or expected risk to health. PHGs are set by the California EPA.

**ppb (parts per billion):** One part substance per billion parts water (or micrograms per liter).

**ppm (parts per million):** One part substance per million parts water (or milligrams per liter).

**TT (Treatment Technique):** A required process intended to reduce the level of a contaminant in drinking water.

**µS/cm (microsiemens per centimeter):** A unit expressing the amount of electrical conductivity of a solution.

## Sampling Results

During the past year we have taken hundreds of water samples in order to determine the presence of any biological, inorganic, volatile organic, or synthetic organic contaminants. The table below shows only those contaminants that were detected in the water. Although all of the substances listed here are under the Maximum Contaminant Level (MCL), we feel it is important that you know exactly what was detected and how much of the substance was present in the water.

The state requires us to monitor for certain substances less than once per year because the concentrations of these substances do not change frequently. In these cases, the most recent sample data are included, along with the year in which the sample was taken.

### REGULATED SUBSTANCES

SUBSTANCE (UNIT OF MEASURE)	YEAR SAMPLED	MCL [MRDL]	PHG (MCLG) [MRDLG]	AMOUNT DETECTED	RANGE LOW-HIGH	VIOLATION	TYPICAL SOURCE
<b>Chlorine</b> (ppm)	2006	[4.0 (as Cl <sub>2</sub> )]	[4 (as Cl <sub>2</sub> )]	0.89	0.62–1.18	No	Drinking water disinfectant added for treatment
<b>Control of DBP precursors</b> [TOC] (ppm)	2006	TT	NA	0.82	0.3 - 1.3	No	Various natural and man-made sources
<b>Haloacetic Acids</b> (ppb)	2006	60	NA	17.25	12 - 23	No	By-product of drinking water disinfection
<b>TTHMs</b> [Total Trihalomethanes] (ppb)	2006	80	NA	20	16 - 25	No	By-product of drinking water chlorination
<b>Total Coliform Bacteria</b> (# positive samples)	2006	No more than 1 positive monthly sample	(0)	1	NA	No	Naturally present in the environment
<b>Turbidity</b> (NTU)	2006	TT	NA	0.0725	0.03 - 0.0725	No	Soil runoff
<b>Turbidity</b> (Lowest monthly percent of samples meeting limit)	2006	TT	NA	100	NA	No	Soil runoff

### Tap water samples were collected for lead and copper analyses from 30 homes throughout the service area

SUBSTANCE (UNITS)	YEAR SAMPLED	ACTION LEVEL	PHG (MCLG)	AMOUNT DETECTED (90TH% TILE)	HOMES ABOVE ACTION LEVEL	VIOLATION	TYPICAL SOURCE
<b>Copper</b> (ppm)	2005	1.3	0.17	0.58	0	No	Internal corrosion of household plumbing systems; erosion of natural deposits; leaching from wood preservatives
<b>Lead</b> (ppb)	2005	15	2	6.4	0	No	Internal corrosion of household water plumbing systems; discharges from industrial manufacturers; erosion of natural deposits

### SECONDARY SUBSTANCES

SUBSTANCE (UNIT OF MEASURE)	YEAR SAMPLED	SMCL	PHG (MCLG)	AMOUNT DETECTED	RANGE LOW-HIGH	VIOLATION	TYPICAL SOURCE
<b>Chloride</b> (ppm)	2006	500	NS	2.9	2.5–3.2	No	Runoff/leaching from natural deposits; seawater influence
<b>Specific Conductance</b> (µS/cm)	2002	1,600	NS	50	NA	No	Substances that form ions when in water; seawater influence
<b>Total Dissolved Solids</b> (ppm)	2005	1,000	NS	58	NA	No	Runoff/leaching from natural deposits