



ANNUAL WATER QUALITY REPORT

Reporting Year 2025



Presented By
South Feather Water and Power

PWS ID#: CA0410006



Our Commitment

We are pleased to present to you this year's annual water quality report. This report is a snapshot of last year's water quality covering all testing performed between January 1 and December 31, 2025. Included are details about your source of water, what it contains, and how it compares to standards set by regulatory agencies. Our constant goal is to provide you with a safe and dependable supply of drinking water. We want you to understand the efforts we make to continually improve the water treatment process and protect our water resources. We are committed to ensuring the quality of your water and providing you with this information because informed customers are our best allies.

Where Does My Water Come From?

The raw water source for the South Feather Water and Power Agency's distribution system is derived from the watershed of the South Fork of the Feather River and the upper portion of the Slate Creek watershed. Through a series of dams, canals, and tunnels, water is delivered to the Miners Ranch Reservoir and extracted directly for the treatment plant.



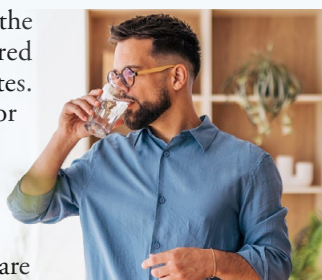
Source Water Assessment

An assessment was completed in 2020 for the water sources serving the Miners Ranch Water Treatment Plant. Our pristine water source is considered most vulnerable to active and historic mining operations but not associated with any detected contaminants.

For a copy of the complete assessment, please contact Rebecca Tabor at the SWRCB-DODW Valley District Office, 364 Knollcrest Drive, Suite 101, Redding, California, 96002, or call (530) 224-4800. You may also contact Rath Moseley at South Feather Water and Power Agency, 2310 Oro-Quincy Highway, Oroville, California, 95966, or call (530) 533-4578.

Why We Test So Often

Drinking water is one of the most closely monitored resources in the United States. Water systems regularly test for bacteria, disinfectants, metals, organic chemicals, radioactive substances, and many other contaminants. Some tests are performed daily, while others are conducted weekly, monthly, quarterly, or annually, depending on regulatory requirements and system size. Microbiological testing for bacteria such as coliforms ensures that disinfection is working properly. Turbidity monitoring confirms effective filtration. Chemical testing verifies that treatment processes remain optimized. All certified laboratories must meet strict quality assurance requirements to ensure accurate results. When results approach regulatory limits, corrective actions are taken immediately.

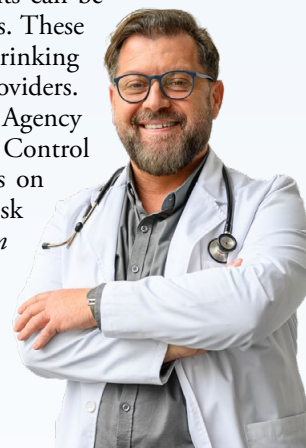


Community Participation

We want our customers to be informed about their water utility. If you want to learn more, please call us or attend any of our regularly scheduled board of directors meetings. They are held on the fourth Tuesday of each month at 2:00 p.m. in the agency's boardroom, 2310 Oro-Quincy Highway, Oroville. Please visit our website, southfeather.com, for visitor and Zoom conference information.

Important Health Information


Some people may be more vulnerable to contaminants in drinking water than the general population. Immunocompromised persons such as persons with cancer undergoing chemotherapy, persons who have undergone organ transplants, people with HIV/AIDS or other immune system disorders, some elderly, and infants can be particularly at risk from infections. These people should seek advice about drinking water from their health-care providers. U.S. Environmental Protection Agency (U.S. EPA)/Centers for Disease Control and Prevention (CDC) guidelines on appropriate means to lessen the risk of infection by *Cryptosporidium* and other microbial contaminants are available from the Safe Drinking Water Hotline (800-426-4791) or epa.gov/safewater.



QUESTIONS?

For more information about this report, or for any questions relating to your drinking water, please call John Shipman at (530) 589-0212.

Este informe contiene información muy importante sobre su agua para beber. Favor de comunicarse South Feather Water & Power a (530)589-0212 para asistirlo en español.



Substances That Could Be in Water

The sources of drinking water (both tap water and bottled water) include rivers, lakes, streams, ponds, reservoirs, springs, and wells. As water travels over the surface of the land or through the ground, it dissolves naturally occurring minerals and, in some cases, radioactive material and can pick up substances resulting from the presence of animals or from human activity.

Contaminants that may be present in source water include:

Microbial Contaminants, such as viruses and bacteria, that may come from sewage treatment plants, septic systems, agricultural livestock operations, and wildlife.

Inorganic Contaminants, such as salts and metals, that can be naturally occurring or result from urban stormwater runoff, industrial or domestic wastewater discharges, oil and gas production, mining, or farming.

Pesticides and Herbicides that may come from a variety of sources such as agriculture, urban stormwater runoff, and residential uses.

Organic Chemical Contaminants, including synthetic and volatile organic chemicals, that are by-products of industrial processes and petroleum production and can also come from gas stations, urban stormwater runoff, agricultural application, and septic systems.

Radioactive Contaminants that can be naturally occurring or the result of oil and gas production and mining activities.

To ensure that tap water is safe to drink, the U.S. EPA and the State Water Resources Control Board (SWRCB) prescribe regulations that limit the amount of certain contaminants in water provided by public water systems. U.S. Food and Drug Administration regulations and California law also establish limits for contaminants in bottled water that provide the same protection for public health.

Drinking water, including bottled water, may reasonably be expected to contain at least small amounts of some contaminants. The presence of contaminants does not necessarily indicate that water poses a health risk. More information about contaminants and potential health effects can be obtained by calling the U.S. EPA's Safe Drinking Water Hotline (1-800-426-4791).

Water Conservation Tips

You can play a role in conserving water and saving yourself money in the process by becoming conscious of the amount of water your household is using and by looking for ways to use less whenever you can. It is not hard to conserve water. Here are a few tips:

- Automatic dishwashers use 15 gallons for every cycle, regardless of how many dishes are loaded. So get a run for your money and load it to capacity.
- Turn off the tap when brushing your teeth.
- Check every faucet in your home for leaks. Just a slow drip can waste 15 to 20 gallons a day. Fix it and you can save almost 6,000 gallons per year.
- Check your toilets for leaks by putting a few drops of food coloring in the tank. Watch for a few minutes to see if the color shows up in the bowl. It is not uncommon to lose up to 100 gallons a day from an invisible toilet leak. Fix it and you save more than 30,000 gallons a year.
- Use your water meter to detect hidden leaks. Simply turn off all taps and water using appliances. Then check the meter after 15 minutes. If it moved, you have a leak.

Lead in Home Plumbing

Lead can cause serious health effects in people of all ages, especially pregnant people, infants (both formula-fed and breastfed), and young children. Lead in drinking water is primarily from materials and parts used in service lines and in home plumbing. South Feather Water and Power is responsible for providing high-quality drinking water and removing lead pipes but cannot control the variety of materials used in the plumbing in your home. Because lead levels may vary over time, lead exposure is possible even when your tap sampling results do not detect lead at one point in time. You can help protect yourself and your family by identifying and removing lead materials within your home plumbing and taking steps to reduce your family's risk. Using a filter certified by an American National Standards Institute-accredited certifier to reduce lead is effective in reducing lead exposures. Follow the instructions provided with the filter to ensure it is used properly. Use only cold water for drinking, cooking, and making baby formula. Boiling does not remove lead from water.

Before using tap water for drinking, cooking, or making baby formula, flush your pipes for several minutes. You can do this by running your tap, taking a shower, or doing laundry or a load of dishes. If you have a lead service line or galvanized requiring replacement service line, you may need to flush your pipes for a longer period. If you are concerned about lead, you may wish to have your water tested. Information on lead in drinking water, testing methods, and steps you can take to minimize exposure is available at epa.gov/safewater/lead.



To address lead in drinking water, public water systems were required to develop and maintain an inventory of service line materials by October 16, 2024. Developing an inventory and identifying the location of lead service lines (LSL) is the first step for beginning LSL replacement and protecting public health. The lead service inventory is available online at southfeather.com/lead-service-line-inventory. Please contact us if you would like more information about the inventory or any lead sampling that has been done.



Test Results

Our water is monitored for many different kinds of substances on a very strict sampling schedule, and the water we deliver must meet specific health standards. Here, we only show those substances that were detected in our water (a complete list of all our analytical results is available upon request). Remember that detecting a substance does not mean the water is unsafe to drink; our goal is to keep all detects below their respective maximum allowed levels.

The state recommends monitoring for certain substances less than once per year because the concentrations of these substances do not change frequently. In these cases, the most recent sample data is included, along with the year in which the sample was taken.

We participated in the fifth stage of the U.S. EPA's Unregulated Contaminant Monitoring Rule (UCMR5) program by performing additional tests on our drinking water. UCMR5 sampling benefits the environment and public health by providing the U.S. EPA with data on the occurrence of contaminants suspected to be in drinking water to determine if it needs to introduce new regulatory standards to improve drinking water quality. Unregulated contaminant monitoring data is available to the public, so please feel free to contact us if you are interested in obtaining that information. If you would like more information on the U.S. EPA's Unregulated Contaminant Monitoring Rule, please call the Safe Drinking Water Hotline at (800) 426-4791.

REGULATED SUBSTANCES

| SUBSTANCE (UNIT OF MEASURE) | YEAR SAMPLED | MCL [MRDL] | PHG (MCLG) [MRDLG] | AMOUNT DETECTED | RANGE LOW-HIGH | VIOLATION | TYPICAL SOURCE |
|---|-----------------|------------------------------------|---------------------------|--------------------|-------------------|-----------|---|
| Bicarbonate Alkalinity (ppm) | 2020 | NA | NA | 29 | NA | No | NA |
| Calcium (ppm) | 2020 | NA | NA | 5.5 | NA | No | NA |
| Chlorine (ppm) | 2025 | [4.0 (as Cl ₂)] | [4 (as Cl ₂)] | 0.99 | 0.86–1.11 | No | Drinking water disinfectant added for treatment |
| Control of DBP Precursors [TOC] (ppm) | 2025 | TT | NA | 0.63 | <0.5–0.69 | No | Various natural and human-made sources |
| E. coli (State Revised Total Coliform Rule) (positive samples) | 2025 | 0 | (0) | ND | NA | No | Human and animal fecal waste |
| Haloacetic Acids [HAA5] (ppb) | 2025 | 60 | NA | 22.63 | 17.0–29.0 | No | By-product of drinking water disinfection |
| Hexavalent Chromium (ppb) | 2025 | 10 | 20 | 0.13 | NA | No | Discharge from electroplating factories, leather tanneries, wood preservation, chemical synthesis, refractory production, and textile manufacturing facilities; erosion of natural deposits |
| Magnesium (ppm) | 2020 | NA | NA | 3.1 | NA | No | NA |
| Total Coliform Bacteria [State Total Coliform Rule] (positive samples) | 2025 | NA | NA | ND | ND–1 | No | Naturally present in the environment |
| Total Trihalomethanes [TTHMs] (ppb) | 2025 | 80 | NA | 26.38 | 19.0–32.0 | No | By-product of drinking water disinfection |
| Turbidity (NTU) | 2025 | TT | NA | 0.049 | 0.013–0.049 | No | Soil runoff |
| Turbidity (lowest monthly percent of samples meeting limit) | 2025 | TT = 95% of samples meet the limit | NA | 100 | NA | No | Soil runoff |

Tap water samples were collected for lead and copper analyses from sample sites throughout the community

| SUBSTANCE (UNIT OF MEASURE) | YEAR SAMPLED | AL | PHG (MCLG) | AMOUNT DETECTED (90TH %ILE) | RANGE LOW-HIGH | SITES ABOVE AL/TOTAL SITES | VIOLATION | TYPICAL SOURCE |
|--------------------------------|-----------------|-----|---------------|-----------------------------------|-------------------|-------------------------------|-----------|---|
| Copper (ppm) | 2023 | 1.3 | 0.3 | 0.76 | <0.05–1.10 | 0/30 | No | Internal corrosion of household plumbing systems; erosion of natural deposits; leaching from wood preservatives |
| Lead (ppb) | 2023 | 15 | 0 | 5.2 | <5.0–35.0 | 1/30 | No | Corrosion of household plumbing systems; Erosion of natural deposits |



SECONDARY SUBSTANCES

| SUBSTANCE (UNIT OF MEASURE) | YEAR SAMPLED | SMCL | PHG (MCLG) | AMOUNT DETECTED | RANGE LOW-HIGH | VIOLATION | TYPICAL SOURCE |
|------------------------------|--------------|-------|------------|-----------------|----------------|-----------|---|
| Chloride (ppm) | 2020 | 500 | NS | 2.3 | NA | No | Runoff/leaching from natural deposits; seawater influence |
| Specific Conductance (µS/cm) | 2024 | 1,600 | NS | 41 | NA | No | Substances that form ions when in water; seawater influence |
| Sulfate (ppm) | 2020 | 500 | NS | 4.4 | NA | No | Runoff/leaching from natural deposits; industrial wastes |
| Total Dissolved Solids (ppm) | 2020 | 1,000 | NS | 42 | NA | No | Runoff/leaching from natural deposits |

UNREGULATED SUBSTANCES¹

| SUBSTANCE (UNIT OF MEASURE) | YEAR SAMPLED | AMOUNT DETECTED | RANGE LOW-HIGH | TYPICAL SOURCE |
|---|--------------|-----------------|----------------|---|
| HAA6BR (ppb) | 2018 | 1.20 | 1.05–1.35 | By-product of drinking water disinfection |
| HAA9 (ppb) | 2018 | 17.3 | 15.3–19.5 | By-product of drinking water disinfection |
| Hardness, Total [as CaCO ₃] (ppm) | 2020 | 27 | NA | NA |
| Sodium (ppm) | 2023 | 2.3 | NA | NA |

¹Unregulated contaminant monitoring helps the U.S. EPA and SWRCB determine where certain contaminants occur and whether the contaminants need to be regulated.



Q&A

Why can tap water have a taste?

Taste in drinking water is usually related to naturally occurring minerals, disinfectants, or seasonal changes in source water. While these characteristics may affect taste, they do not typically indicate a health risk.

Why is water sometimes called the “original energy drink”?

Water helps regulate body temperature, supports digestion, and keeps joints moving—without sugar, calories, or caffeine.

Can weather affect drinking water quality?

Heavy rain, drought, or seasonal changes can influence source water conditions. Water systems adjust treatment processes as needed to maintain water quality during changing environmental conditions.

Why is maintaining water infrastructure important?

Pipes, pumps, and treatment facilities are critical for delivering safe drinking water. Regular maintenance and upgrades help prevent leaks, breaks, and service disruptions.

What can customers do to help protect water quality?

Customers can help by reporting leaks, avoiding cross-connections, maintaining household plumbing, and staying informed through their annual water quality report.

Definitions

90th %ile: The levels reported for lead and copper represent the 90th percentile of the total number of sites tested. The 90th percentile is equal to or greater than 90% of our lead and copper detections.

AL (Regulatory Action Level): The concentration of a contaminant which, if exceeded, triggers treatment or other requirements that a water system must follow.

Herbicide: Any chemical(s) used to control undesirable vegetation.

MCL (Maximum Contaminant Level): The highest level of a contaminant that is allowed in drinking water. Primary MCLs are set as close to the PHGs (or MCLGs) as is economically and technologically feasible. Secondary MCLs (SMCLs) are set to protect the odor, taste, and appearance of drinking water.

MCLG (Maximum Contaminant Level Goal): The level of a contaminant in drinking water below which there is no known or expected risk to health. MCLGs are set by the U.S. EPA.

MRDL (Maximum Residual Disinfectant Level): The highest level of a disinfectant allowed in drinking water. There is convincing evidence that addition of a disinfectant is necessary for control of microbial contaminants.

MRDLG (Maximum Residual Disinfectant Level Goal): The level of a drinking water disinfectant below which there is no known or expected risk to health. MRDLGs do not reflect the benefits of the use of disinfectants to control microbial contaminants.

NA: Not applicable.

NS: No standard.

NTU (Nephelometric Turbidity Units): Measurement of the clarity, or turbidity, of water. Turbidity in excess of 5 NTU is just noticeable to the average person.

PDWS (Primary Drinking Water Standard): MCLs and MRDLs for contaminants that affect health, along with their monitoring and reporting requirements and water treatment requirements.

Pesticide: Generally, any substance or mixture of substances intended for preventing, destroying, repelling, or mitigating any pest.

PHG (Public Health Goal): The level of a contaminant in drinking water below which there is no known or expected risk to health. PHGs are set by the California EPA.

ppb (parts per billion): One part substance per billion parts water (or micrograms per liter).

ppm (parts per million): One part substance per million parts water (or milligrams per liter).

TT (Treatment Technique): A required process intended to reduce the level of a contaminant in drinking water.

µS/cm (microsiemens per centimeter): A unit expressing the amount of electrical conductivity of a solution.

